

# OUTPERFORMING THE INDUSTRY

JULY 2020

## UNIT SALES



## NEW LISTINGS

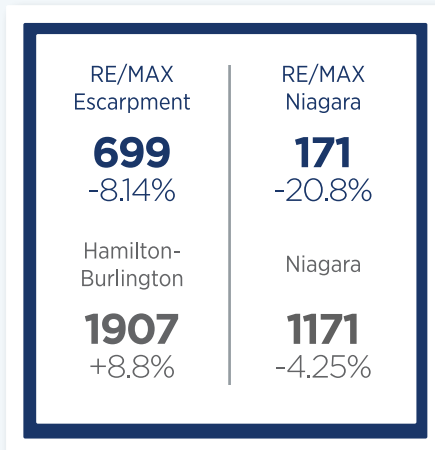
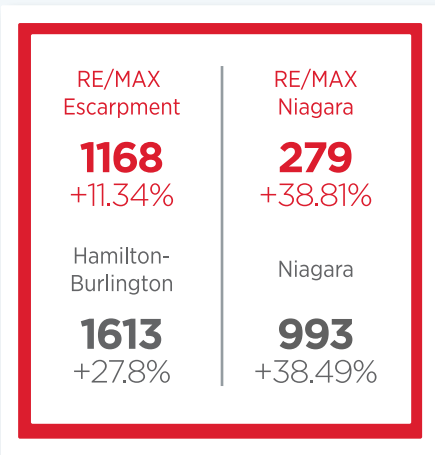


## APPOINTMENTS



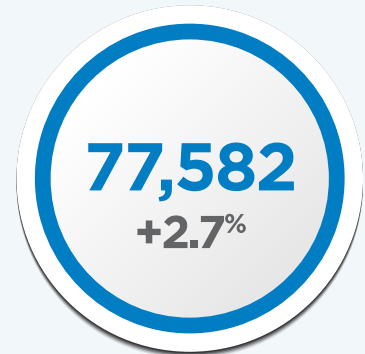
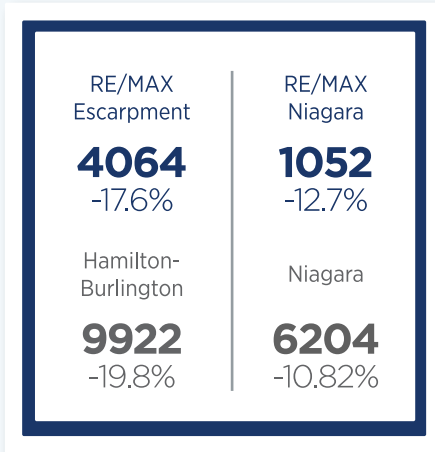
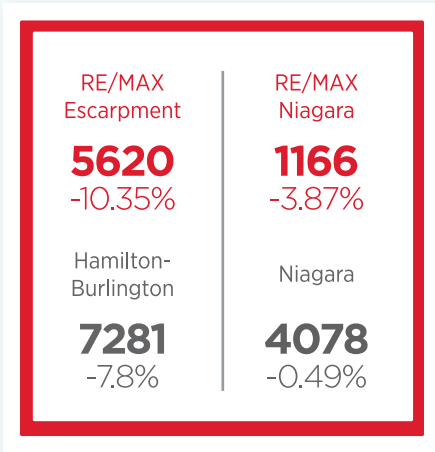
monthly\*

monthly\*



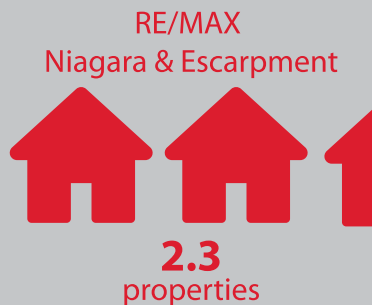
year to date\*

year to date\*



### AGENT PERFORMANCE

Average UNIT SALES per person in July



Hamilton-Burlington = statistics from the REALTORS Association of Hamilton-Burlington.  
Niagara = statistics from the Niagara Association of REALTORS.

\*When compared to the same month or year to date in the previous calendar year. Based on RE/MAX Niagara & Escarpment Internal Data and RAHB & NAR Statistics.