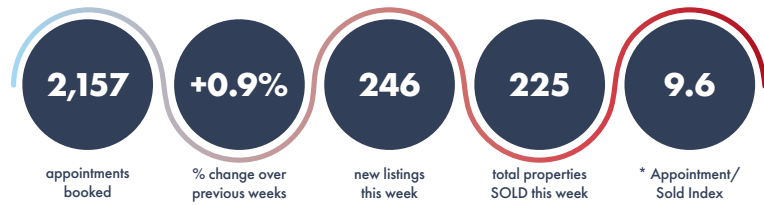


# APPOINTMENT CENTRE

JANUARY 18 - 24, 2026



## WEEKLY APPOINTMENT BREAKDOWN



## MONTHLY COMPARISON 2025 VS 2026




## WEEKLY | SALES TO NEW LISTINGS RATIO REGIONAL\*

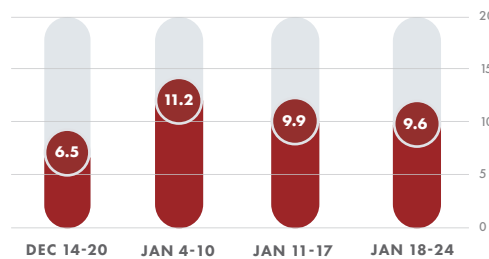


\*(Hamilton, Niagara, Halton, Haldimand)

## APPOINTMENTS — A WEEK AT A GLANCE



## APPOINTMENT/SOLD INDEX PAST 4 WEEKS



**9.3**  
30 day average

## TOP 5 PRICE RANGES

### HAMILTON REGION

	Previous Week	Current Week
1	\$500K - 599K	\$400K - 499K
2	\$700K - 799K	\$700K - 799K
3	\$800K - 899K	\$600K - 699K
4	\$600K - 699K	\$800K - 899K
5	\$900K - 999K	\$500K - 599K

### HALTON REGION

	Previous Week	Current Week
1	\$1M - 1.49M	\$1M - 1.49M
2	\$1.5M - 1.99M	\$800K - 899K
3	\$800K - 899K	\$1.5M - 1.99M
4	\$700K - 799K	\$700K - 799K
5	\$900K - 999K	\$2M+

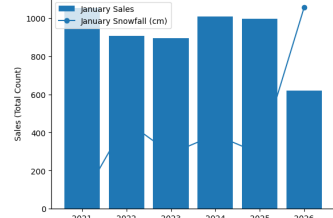
### HALDIMAND REGION

	Previous Week	Current Week
1	\$600K - 699K	\$600K - 699K
2	\$800K - 899K	\$500K - 599K
3	\$500K - 599K & \$1M - 1.49M	\$800K - 899K & \$1M - 1.49M
4	\$400K - 499K	\$700K - 799K
5	\$300K - 399K	\$300K - 399K

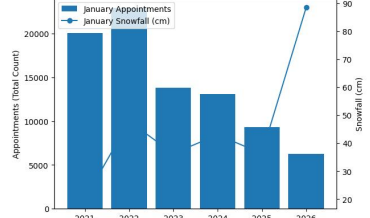
### NIAGARA REGION

	Previous Week	Current Week
1	\$500K - 599K	\$500K - 599K
2	\$400K - 499K	\$600K - 699K
3	\$600K - 699K	\$400K - 499K
4	\$700K - 799K	\$700K - 799K
5	\$300K - 399K	\$300K - 399K

Total January Sales vs Snowfall (2021-2026)



Total January Appointments vs Snowfall (2021-2026)



\*SOURCE: RE/MAX ESCARPMENT & NIAGARA INTERNAL DATA

## January Sales/ Appointments vs Snowfall

In normal winters (2021-2025), January home sales stayed remarkably consistent even with snow. Then came January 2026 with nearly 90 cm of snow, more than double a typical January and we still have 1 more week to go. Sales maintained momentum despite the extreme weather limiting access to properties. These sales volumes 3 weeks into the month show signs that activity was simply delayed.

Winter, especially extreme winter conditions which we just experienced slows movement, not motivation. Serious buyers are still there, and when conditions normalize, activity rebounds quickly.

## APPOINTMENTS 4 YEARS AT A GLANCE

