APPOINTMENT CENTRE

OCTOBER 25 - OCTOBER 31, 2026

ENOSTATS

WEEKLY APPOINTMENT BREAKDOWN

2380 appointments booked

-4.0% % change over previous weeks

246 LISTED! NEW LISTINGS this week

300 SOLD! total properties SOLD this week

WEEKLY | SALES TO NEW LISTING RATIO

REGIONAL*: **82.2%**

ENO: **122%**

*(Hamilton, Halton, Niagara, Haldimand, Brant & Kitchener/Waterloo)

MONTHLY COMPARISON 2025 VS 2026

11174 total appointments: October 2025

11036 total appointments: October 2026

-3.9% % change 2025 vs. 2026

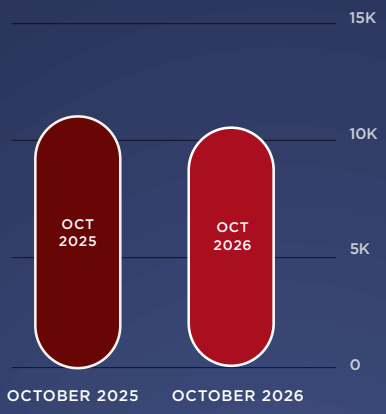

APPOINTMENTS — A WEEK AT A GLANCE

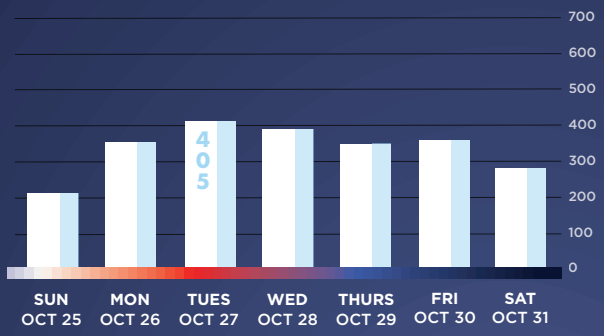

APPOINTMENT/SOLD INDEX — PAST 4 WEEKS

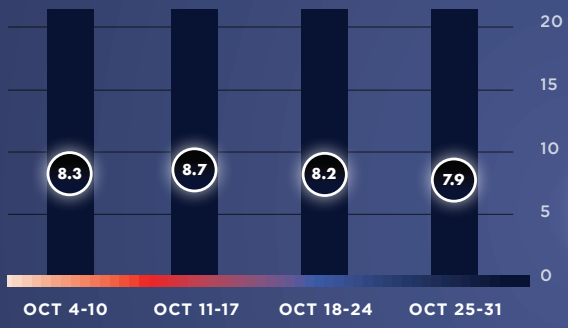

30 DAY AVERAGE

8.3

TOP 5 PRICE RANGES

-HAMILTON REGION-

	Previous Week	Current Week
1	$500K - 599K	$500K - 599K
2	$600K - 699K	$700K - 799K
3	$700K - 799K	$600K - 699K
4	$1M - 1.4M	$1M - 1.4M
5	$800K - 899K	$800K - 899K

-HALTON REGION-

	Previous Week	Current Week
1	$1M - 1.49M	$1M - 1.49M
2	$2M+	$700K - 799K
3	$700K - 799K	$2M+
4	$900K - 999K	$1.5M - 1.99M
5	$1.5M - 1.99M	$900K - 999K

-NIAGARA REGION-

	Previous Week	Current Week
1	$500K - 599K	$400K - 499K & $500K - 599K
2	$600K - 699K	$600K - 699K
3	$700K - 799K	$300K - 399K & $700K - 799K
4	$300K - 399K	$1M - 1.49M
5	$800K - 899K	$800K - 899K

-HALDIMAND REGION-

	Previous Week	Current Week
1	$400K - 499K	$500K - 599K
2	$500K - 599K	$400K - 499K
3	$700K - 799K	$700K - 799K
4	$300K - 399K	$600K - 699K
5	$800K - 899K	$800K - 899K & $1M - 1.4M

-BRANT REGION-

	Previous Week	Current Week
1	$400K - 499K	$600K - 699K
2	$300K - 399K	$400K - 499K
3	$600K - 699K	$700K - 799K
4	$500K - 599K	$300K - 399K
5	$1M - 1.49M	$500K - 599K

-KITCHENER/WATERLOO REGION-

	Previous Week	Current Week
1	$800K - 899K	$800K - 899K
2	$400K - 499K	$700K - 799K
3	$700K - 799K	$500K - 599K
4	$500K - 599K	$900K - 999K
5	$1.5M - 1.99M	$600K - 699K & $1.5M - 1.99M