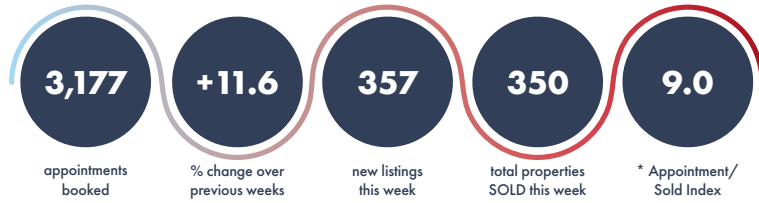


# APPOINTMENT CENTRE

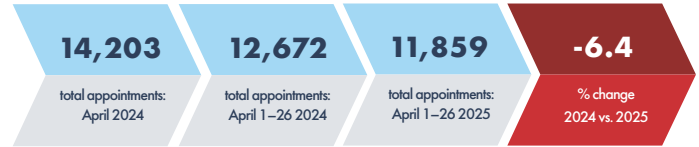
APRIL 20 TO 26 2025




## WEEKLY APPOINTMENT BREAKDOWN



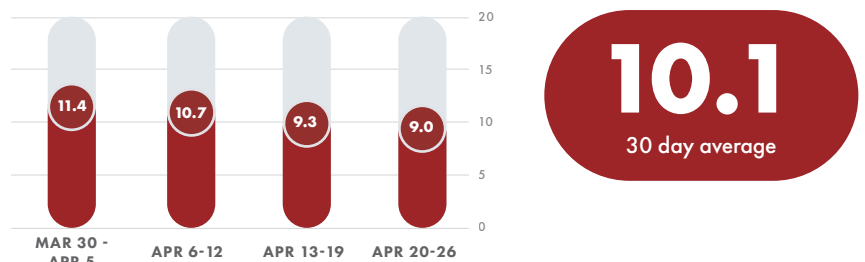
## MONTHLY COMPARISON 2024 VS 2025



## APPOINTMENTS — A WEEK AT A GLANCE



## APPOINTMENT/SOLD INDEX PAST 4 WEEKS

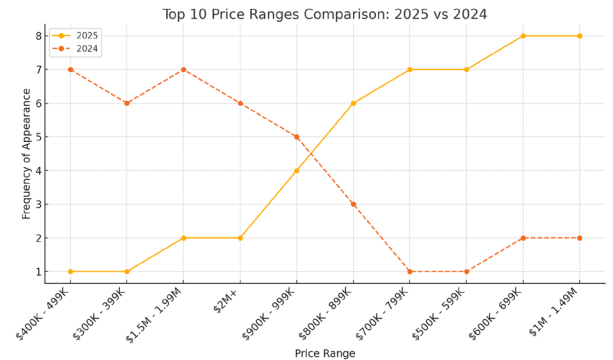


## TOP 5 PRICE RANGES

HAMILTON REGION			HALTON REGION		
	Previous Week	Current Week		Previous Week	Current Week
1	\$700 - 799K	\$600K - 699K	1	\$1M - 1.49M	\$1M - 1.49M
2	\$1M - 1.49M	\$700K - 799K	2	\$2M+	\$1.5M - 1.99M
3	\$600 - 699K	\$500K - 599K	3	\$1.5M - 1.99M	\$2M+
4	\$500K - 599K	\$1M - 1.49M	4	\$900K - 999K	\$800K - 899K
5	\$800K - 899K	\$300K - 399K	5	\$500K - 599K	\$900K - 999K

HALDIMAND REGION			NIAGARA REGION		
	Previous Week	Current Week		Previous Week	Current Week
1	\$600K - 699K	\$1M - 1.49M	1	\$600K - 699K	\$500K - 599K
2	\$700K - 799K	\$700K - 799K	2	\$700K - 799K	\$600K - 699K
3	\$1M - 1.49M	TIE \$800K - 899K and \$900K - 999K	3	\$1M - 1.49M	\$700K - 799K
4	\$500K - 599K	\$600K - 699K	4	\$800K - 899K	\$800K - 899K
5	\$800K - 899K	\$500K - 599K	5	\$500K - 599K	\$400K - 499K



\*SOURCE: RE/MAX ESCARPMENT & NIAGARA INTERNAL DATA

Buyer demand concentrations remained relatively stable year-over-year with a slight upward movement in 2025 suggesting an increase in focus on these mid-to-upper price ranges. \$600K-\$699K and \$1M-\$1.49M Ranges remain the sweet spot price points for buyers in our market, with more buyers stretching their budgets closer to \$1M in 2025. In 2025 \$1.5M-\$1.99M and \$2M+ Ranges frequency slightly higher — which could indicate renewed confidence among high-end buyers.

## APPOINTMENTS 4 YEARS AT A GLANCE

