

OUTPERFORMING THE INDUSTRY

OCTOBER 2020

UNIT SALES



NEW LISTINGS

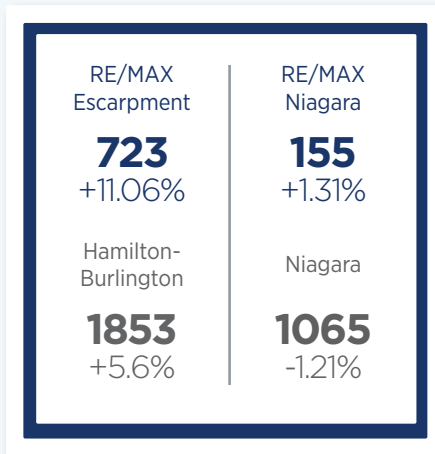
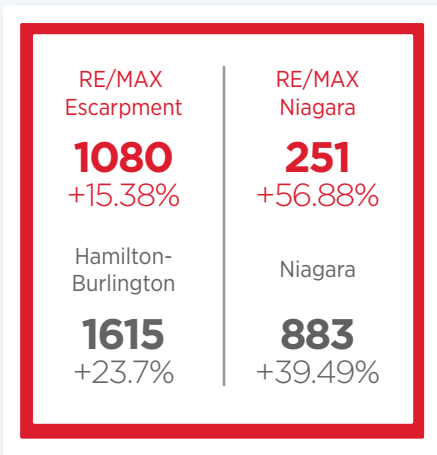


APPOINTMENTS



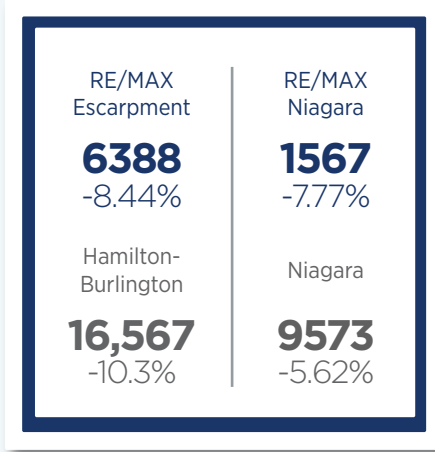
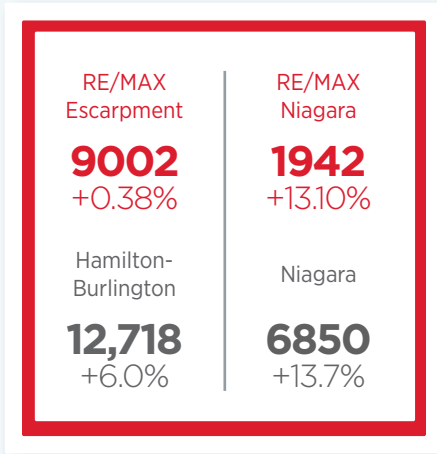
monthly*

monthly*



year to date*

year to date*



AGENT PERFORMANCE

Average UNIT SALES per person in October



Hamilton-Burlington = statistics from the REALTORS Association of Hamilton-Burlington.
Niagara = statistics from the Niagara Association of REALTORS.

*When compared to the same month or year to date in the previous calendar year. Based on RE/MAX Niagara & Escarpment Internal Data and RAHB & NAR Statistics.