

COASTLINE

MARVIN SIGNATURE® COLLECTION

Available From



IMPACT WINDOWS + DOORS

561.933.4582
siwsolutions.com

Visit our state-of-the-art showroom:
975 S Congress Ave
Delray Beach, FL 33445



Coastline Swinging French door and Picture Narrow Frame windows

Marvin Signature® Collection

DESIGNED FOR THE BEST COASTAL VIEWS, ENGINEERED FOR THE WORST COASTAL WEATHER

Built for the most exacting architects, builders, and homeowners, Marvin Coastline doors combine a beautiful aesthetic, design flexibility, and a rigorous impact performance to help fulfill even the most ambitious visions for coastal homes. Coastline doors feature narrow sightlines and a clean aesthetic that will complement a wide range of architectural styles, and you can personalize your design with a custom color, a beautiful wood grain finish, or by creating a unique pattern of divided lites. Coastline doors are available in expansive sizes allowing you to leverage stunning coastal views. The reinforced impact glass and extruded all aluminum frames meet the most stringent hurricane impact code requirements.

Designed and manufactured in Florida, Coastline products are available in select southeast coastal regions.

About Us

At Marvin, we're driven to imagine and create better ways of living, helping people feel happier and healthier inside their homes. We believe that our work isn't just about designing better windows and doors—it's about opening new possibilities for the people who use them.



Coastline Multi-Slide door, Casement, and Picture Narrow Frame windows



TABLE OF CONTENTS

6	COASTLINE DOOR PORTFOLIO
8	BI-FOLD
9	MULTI-SLIDE
10	PIVOT
11	SWINGING FRENCH
12	DESIGN OPTIONS
16	DOOR HARDWARE

COASTLINE DOOR PORTFOLIO



STYLE AND PERFORMANCE

Marvin Coastline doors promise a new possibility for your home. Experience everything life near the coast has to offer with an expansive Bi-Fold or Multi-Slide door featuring tandem rollers for smooth operation. Add a statement piece such as an oversized Pivot door that seems to hover in mid air or customize a French door to complement both a modern or traditional aesthetic. If your home or business is threatened by a severe storm or hurricane, you can rest easy knowing that even your largest Coastline door will provide unsurpassed protection.



BI-FOLD



Coastline Swinging French door and Multi-Slide door



MULTI-SLIDE



PIVOT



SWINGING FRENCH



Coastline Bi-Fold door

BI-FOLD

- Outswing panels fold open and closed like an accordion
- Traffic door available in most configurations
- Multi-point locking system on primary panel, dual point lock on others
- Available in outswing configuration
- Bi-parting and unidirectional configurations available
- 2 3/16" Standard sill and ADA sill available
- 7/16" laminated PVB, 1" insulated laminated PVB, and white interlayer glass options



COASTLINE BI-FOLD				
PRODUCT TYPE	MAX AREA* (sq. ft.)	MAX WIDTH / HEIGHT (in.)	MAX DP† (PSF)	OPERATION
BI-FOLD	315	40** or 124 5/16	+70 / -70	UP TO 10 PANELS

* Max area cannot be exceeded

** Panel measurement

† Reference Florida Product Approval for actual DP



Coastline Multi-Slide door

MULTI-SLIDE

- Bi-parting and unidirectional configurations available
- Panels can be configured to disappear into a wall pocket
- Operating Configurations:
 - Pocket (1-10 panels)
 - Stacked, Bypass, and 90° Corner (2-10 panels)
- Dual-point lock on all configurations except Corner door which features a multi-point lock
- Two, three, four, and five track options
- Optional heavy duty charcoal mesh bypass or captured screen with aluminum frame
- 9/16" laminated SGP and white interlayer glass options
- Optional sill heights available depending on water penetration performance required
- 2 1/4", 2 3/4", or 4" sill risers available depending on door configuration and performance needs



COASTLINE MULTI-SLIDE				
PRODUCT TYPE	MAX AREA* (sq. ft.)	MAX WIDTH / HEIGHT (in.)	MAX DP† (PSF)	OPERATION
MULTI-SLIDE - 4.562	294	423 or 100 1/4	+90 / -110	2 – 10 PANELS, BYPASS
MULTI-SLIDE - 3.187	520.5	756 or 145 7/8	+80 / -80	1 – 10 PANELS, BYPASS, POCKET, CORNER
MULTI-SLIDE - 4.562	32.5**	48** or 98 3/8**	+90 / -110	2 – 10 PANELS, BYPASS
MULTI-SLIDE - 3.187	63**	84** or 144**	+80 / -80	1 – 10 PANELS, BYPASS, POCKET, CORNER

* Max area cannot be exceeded
 ** Panel measurement
 † Reference Florida Product Approval for actual DP



Coastline Pivot door and Picture windows

PIVOT

- Unique operation and the ability to accommodate large openings
- When open, door panels seem to hover in midair
- Can be built with an all-glass panel or customized to match any style or décor
- Inswing and outswing doors available
- 54" minimum width for ADA compliance
- Low-rise 1/2" threshold standard
- Commercial multi-point lock
- 7/16" laminated SGP, 1" insulated laminated SGP, and white interlayer glass options
- Not performance rated for water infiltration. Overhead protection is recommended



COASTLINE PIVOT				
PRODUCT TYPE	MAX AREA* (sq. ft.)	MAX WIDTH / HEIGHT (in.)	MAX DP† (PSF)	OPERATION
INSWING PIVOT	54	74 or 120	+60 / -60	LH, RH
OUTSWING PIVOT	54	74 or 120	+60 / -60	LH, RH

* Max area cannot be exceeded

† Reference Florida Product Approval for actual DP



Coastline Swinging French door

SWINGING FRENCH

- Can be customized to complement both a traditional and modern aesthetic
- Contemporary (narrow stile) option features narrow 2" stile with 2" top and 4" or 8" bottom rail
- Inswing and outswing doors available
- Multi-point lock
- Standard, Low-rise, and ADA sill options
- Can be configured as a single or double door
- Sidelite and Transom options
- 7/16" laminated PVB and SGP, 9/16" laminated SGP, 1" insulated laminated PVB and SGP, and white interlayer glass options



COASTLINE SWINGING FRENCH				
PRODUCT TYPE	MAX AREA* (sq. ft.)	MAX WIDTH / HEIGHT (in.)	MAX DP† (PSF)	OPERATION
INSWING FRENCH	70	76 or 132 5/8	+55 / -80	X, XX
OUTSWING FRENCH	101	101 3/8 or 144	+80 / -80	X, XX
SWINGING FRENCH SIDELITE	44	76 or 132 5/8	+80 / -80	FIXED
INSWING FRENCH NARROW STILE	57	76 or 108	+50 / -60	X, XX
OUTSWING FRENCH NARROW STILE	57	76 or 108	+50 / -60	X, XX
SWINGING FRENCH SIDELITE NARROW STILE	36	48 or 108	+50 / -60	FIXED

* Max area cannot be exceeded
 † Reference Florida Product Approval for actual DP

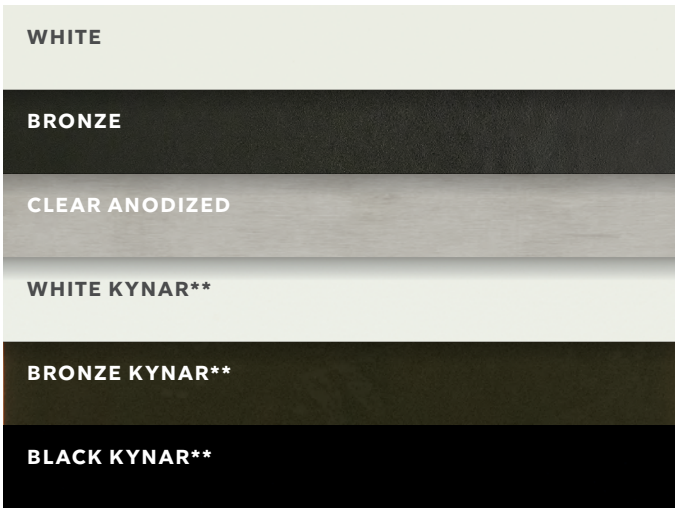

DESIGN OPTIONS



Coastline Multi-Slide doors and Picture windows

INTERIOR AND EXTERIOR FINISHES*

Coastline doors are available in ten low-maintenance interior and exterior finishes that resist fading, peeling, and chalking even under the most extreme coastal conditions. Our palette includes four woodgrain finishes that deliver a natural warmth and beauty. Custom color options are also available.



DIVIDED LITES

Divided Lites replicate the look of individual panes while maintaining the advantages of a single pane of impact resistant glass, which is stronger and more energy efficient than multiple panes separated by muntin bars. Available in custom configurations to meet an extensive range of design possibilities.

Simulated Divided Lites are available on doors with non-insulated/single glazed glass in Ogee, Square and Flat combinations in varying widths depending on the product type. Additional design options are available on the Pivot door.

Grilles-Between-the-Glass are available on doors with insulated glass.



* Interior/Exterior finish samples are approximate. Visit your local Marvin Coastline dealer to see finish samples or to learn more about creating a custom color.

** American Architectural Manufacturers Association (AAMA) 2605 certification.

DESIGN OPTIONS



Coastline Multi-Slide door



GLASS OPTIONS*

Coastline doors are built with impact resistant glass that is engineered to stand up to the punishing winds and flying debris generated by tropical storms and hurricanes. Coastline doors are available with several interlayer, laminated tinting options, and decorative glass that will increase privacy, reduce solar heat gain, and meet the requirements of Sea Turtle Conservation Codes.

DECORATIVE GLASS***



SCREENS

Available on the Multi-Slide door, the Coastline screen features aluminum frames specifically engineered to stand up to coastal weather. Capture cool ocean breezes and take advantage of fresh air while preventing insects, pests, and floating debris like leaves and seeds from entering your home.



* Not all decorative and specialty glass is compatible with all products. Visit your local Marvin Coastline dealer for a recommendation on which glass is right for your project.

** Not available on Multi-Slide door.

*** Double Tint and Neat decorative glass also available.

DOOR HARDWARE



Coastline Pivot door with Ladder Pull in Brushed Stainless

DOOR HARDWARE

Coastline door hardware offers sleek and clean profiles that perfectly complement the aesthetics of our Coastline doors. Designed for smooth and easy operation, even our largest door panels open and close with little effort.



ARIA HANDLE

PRODUCT: Bi-Fold
FINISHES: White • Bronze • Satin Nickel

ASHLAND HANDLE ARCH BACKPLATE

PRODUCT: Swinging French
FINISHES: Oil Rubbed Bronze • Satin Nickel

ASHLAND HANDLE CROWN BACKPLATE

PRODUCT: Swinging French
FINISHES: Oil Rubbed Bronze • Satin Nickel
 Polished Brass

ACACIA HANDLE

PRODUCT: Swinging French Narrow Stile
FINISHES: White • Black
 Satin Nickel PVD



LADDER PULL**

(Commercial lock is standard)
PRODUCT: Pivot • Swinging French
FINISHES: Matte Black • Brushed Stainless
 Polished Stainless

RECTANGULAR PULL**

(Commercial lock is standard)
PRODUCT: Pivot • Swinging French
FINISHES: Matte Black • Brushed Stainless
 Polished Stainless (Pivot only)

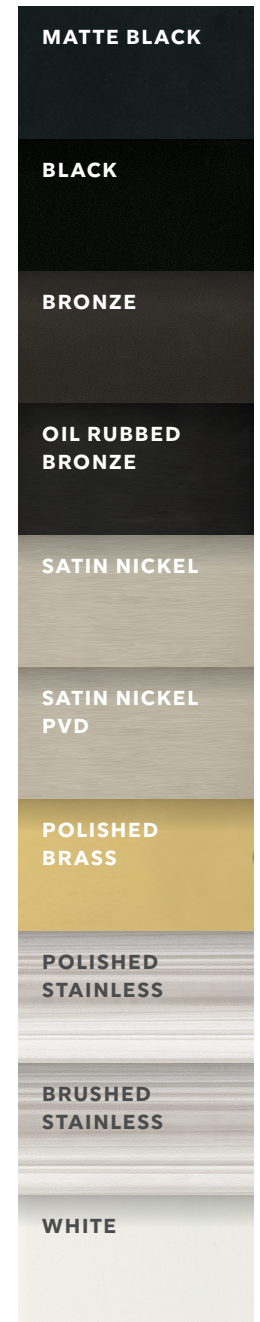
EURO-CREST HANDLE

PRODUCT: Multi-Slide
FINISHES: White • Black • Bronze
 Satin Nickel PVD

C-SHAPE HANDLE

(keyed + non-keyed available)
PRODUCT: Multi-Slide
FINISHES: White • Black • Satin Nickel

FINISHES



* Several additional handle styles and special order options are available for the Swinging French. Please consult with your Marvin Coastline dealer to learn more.

** Available in multiple sizes.



IN HARSH COASTAL CONDITIONS, YOUR WINDOWS AND DOORS MATTER

Marvin offers windows and doors specifically designed for the coast.



Coastline Picture Narrow Frame windows and Multi-Slide doors



Marvin products are designed to fit the diverse needs of architects, builders, and designers, and to improve a homeowner's sense of well-being by leveraging light, views, and air in those spaces where they spend the most time. For over a century, Marvin has imagined better ways of living through forward-thinking, people-first design.

MARVIN.COM

©2021 Marvin Lumber and Cedar Co., LLC. All rights reserved.

®Registered trademark of Marvin Lumber and Cedar Co., LLC.

Part #19983224. October 2021.

Colors shown in printed materials are simulations and may not precisely duplicate product or finish colors. Contact your local Marvin Coastline dealer to view actual product and finish color samples.