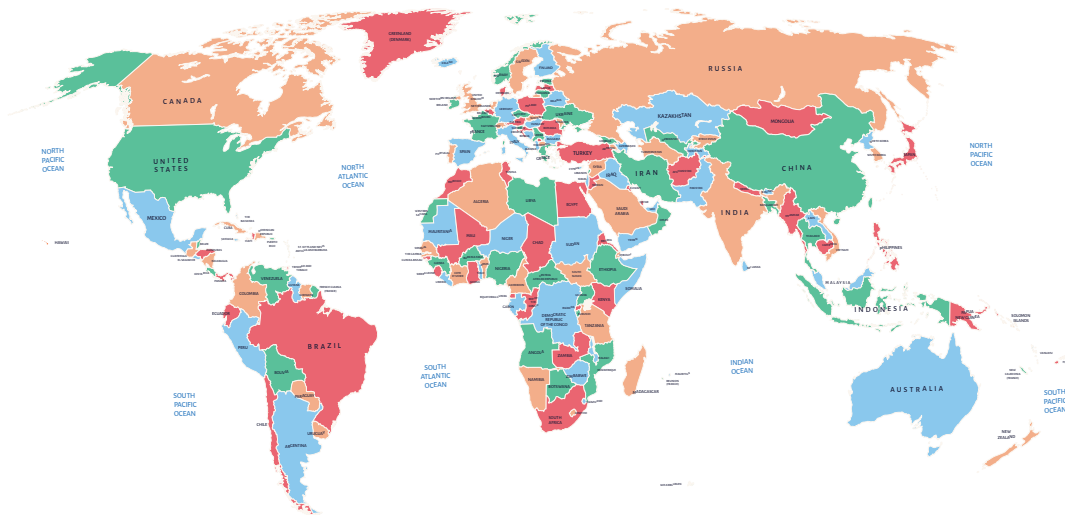


WORLD MAP

A Supplemental Resource
for *The Big Story* series

“Declare His glory among the nations, His marvelous deeds among all the peoples.”



Psalm 96:3

WORLD MAP



THIS MAP CAN BE PRINTED LARGE

enough to hang on your wall. You can print the first page on A3 or larger, or print the last four pages on A4 and tape them together to form a large image. After printing the four A4s, trim them along the lines indicated. Carefully overlap the sheets so the map image lines up. Then place tape along the seams, and hang on your wall!

WAYS TO USE THE WORLD MAP

William Carey, a goer to unreached peoples in India, said, "To know the will of God, we need an open Bible and an open map." A world map is a strategic tool. Hang it in a central place where your family can see and refer to it often. Here are ways to use your world map with The Big Story series.

One Big Story

- Use the map when indicated in a Bible activity materials list.
- Find places mentioned in the Bible stories on your map: Israel, Egypt, Moab (Jordan), city of Nineveh (Iraq), Babylon (Iraq), regions of Judea, Samaria, and Galilee (Israel), Damascus (Syria), Antioch (Turkey), Athens (Greece), and Rome (Italy).

One Big Vision

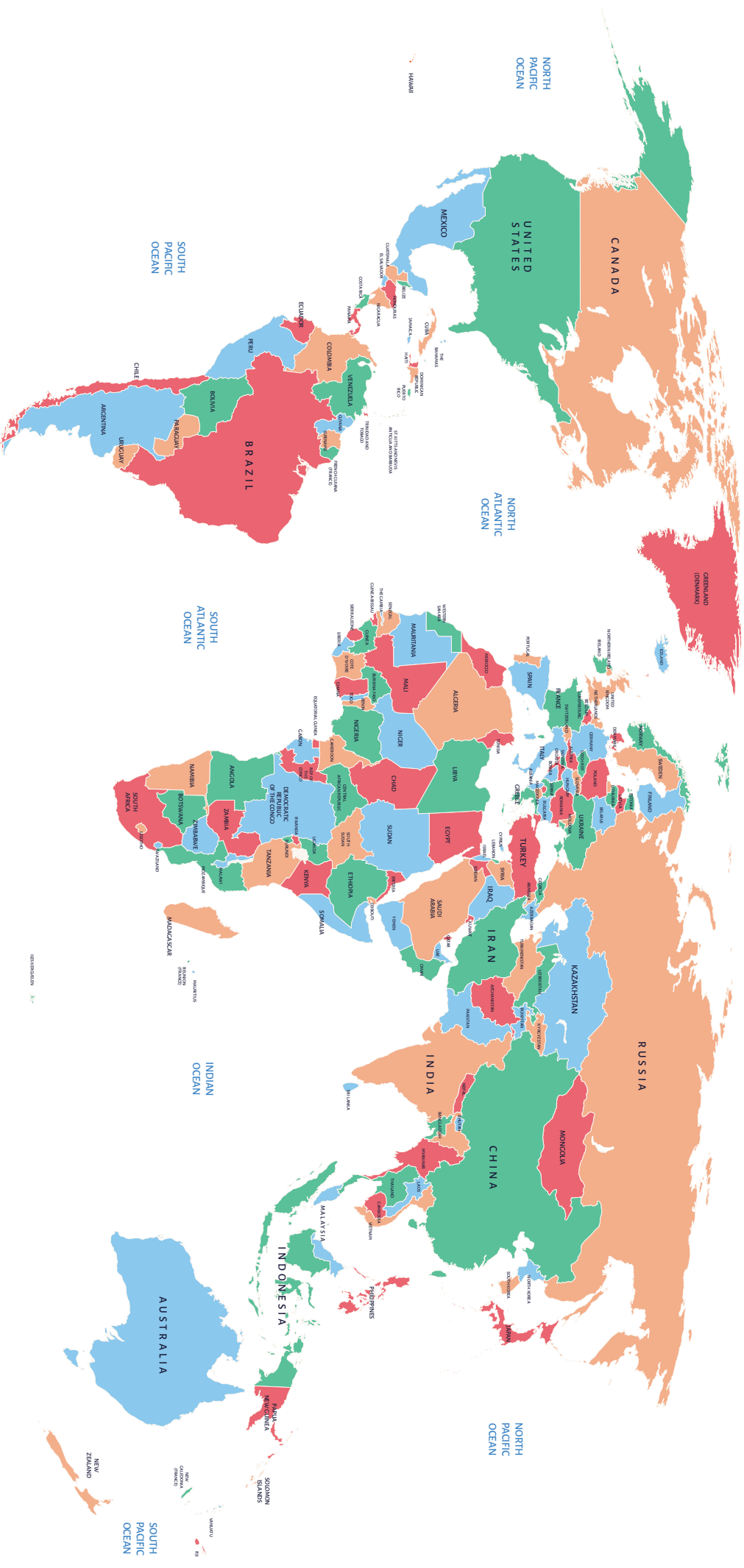
- After reading a people group story, hang the corresponding coloring page or prayer card on the map near the location where they live. Stop to pray for them whenever you pass the map.
- After reading a celebration story, use the map to locate where the new believers live. Praise

God for bringing people to Himself from every people group. Put your hands on the map and pray for more animists, Hindus, atheists, Muslims, and Buddhists to hear about Jesus.

One Big Adventure

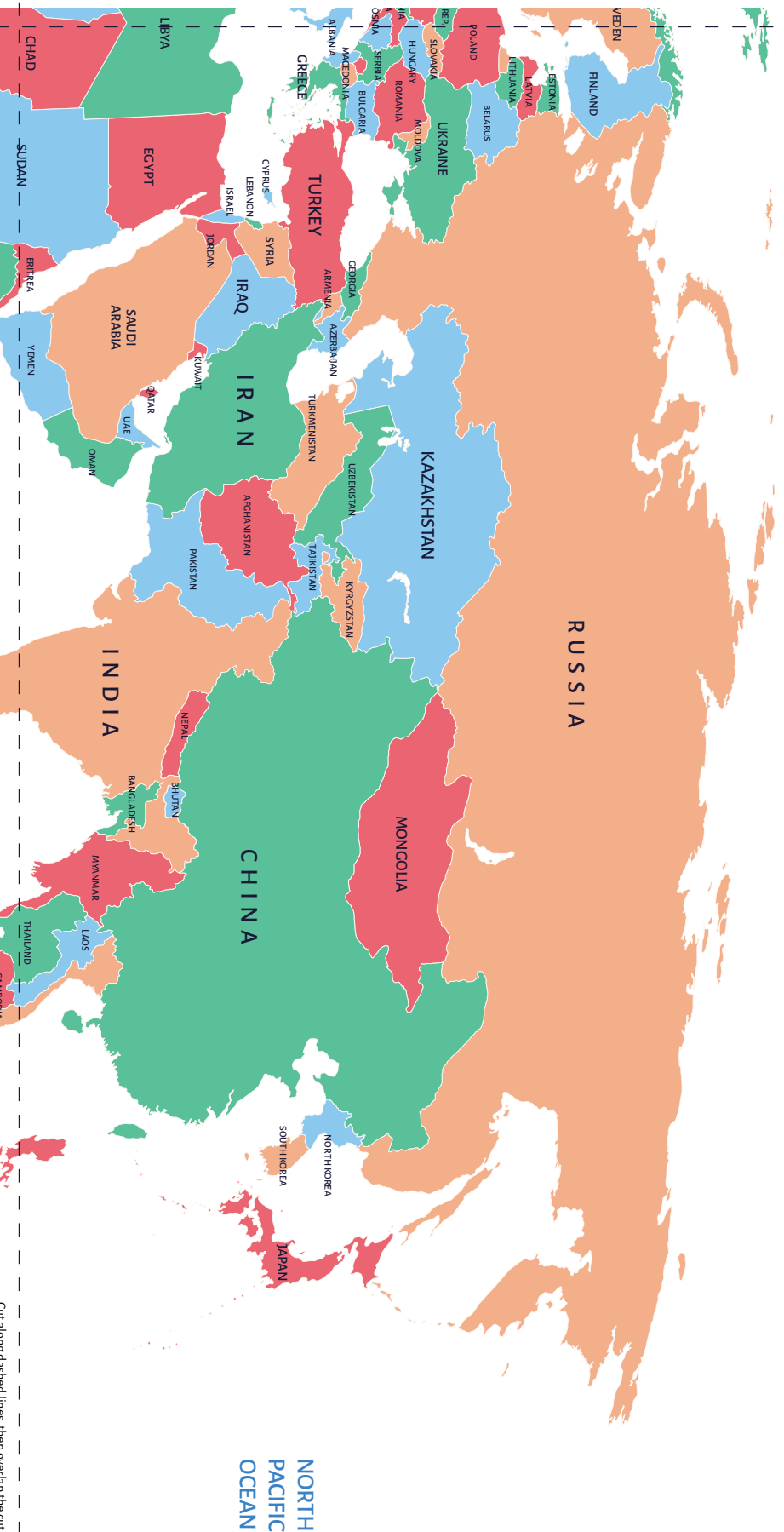
- *Welcome like Sofia.* Find out which people groups have moved to your community from other regions or countries. Locate these places on your world map. Pray that God will connect you to a family from one of these groups that you can befriend and tell about Jesus.
- *Pray like Sung Min.* Choose a different unreached people group to learn about and pray for each month. Take time each week to gather around your world map, put your hands on the region where they live, and pray that they will have the chance to learn about Jesus.
- *Go like Arianna.* Choose an unreached people group that your family would love to visit. Research their culture and beliefs. Write or draw pictures of things that you learn. Once a week, gather near the world map to share your findings. Pray for God to provide an opportunity for your family to go, either short or long-term.
- *Send like Victor.* Choose a goer that your family can partner with through prayer and giving. Attach his photo (or name) to your map near the place where he serves. Whenever you pass the map, stop to pray for him, his ministry, and the people he serves.
- *Mobilize like Amira.* Invite another believing family to join you in learning about an unreached people group. Show them how you use the map to pray for this group throughout the month. Help your friends print out and put together their own world map to take home.

“Declare His glory among the nations, His marvelous deeds among all the peoples.”



Psalm 96:3

his marvelous deeds among all the peoples.”

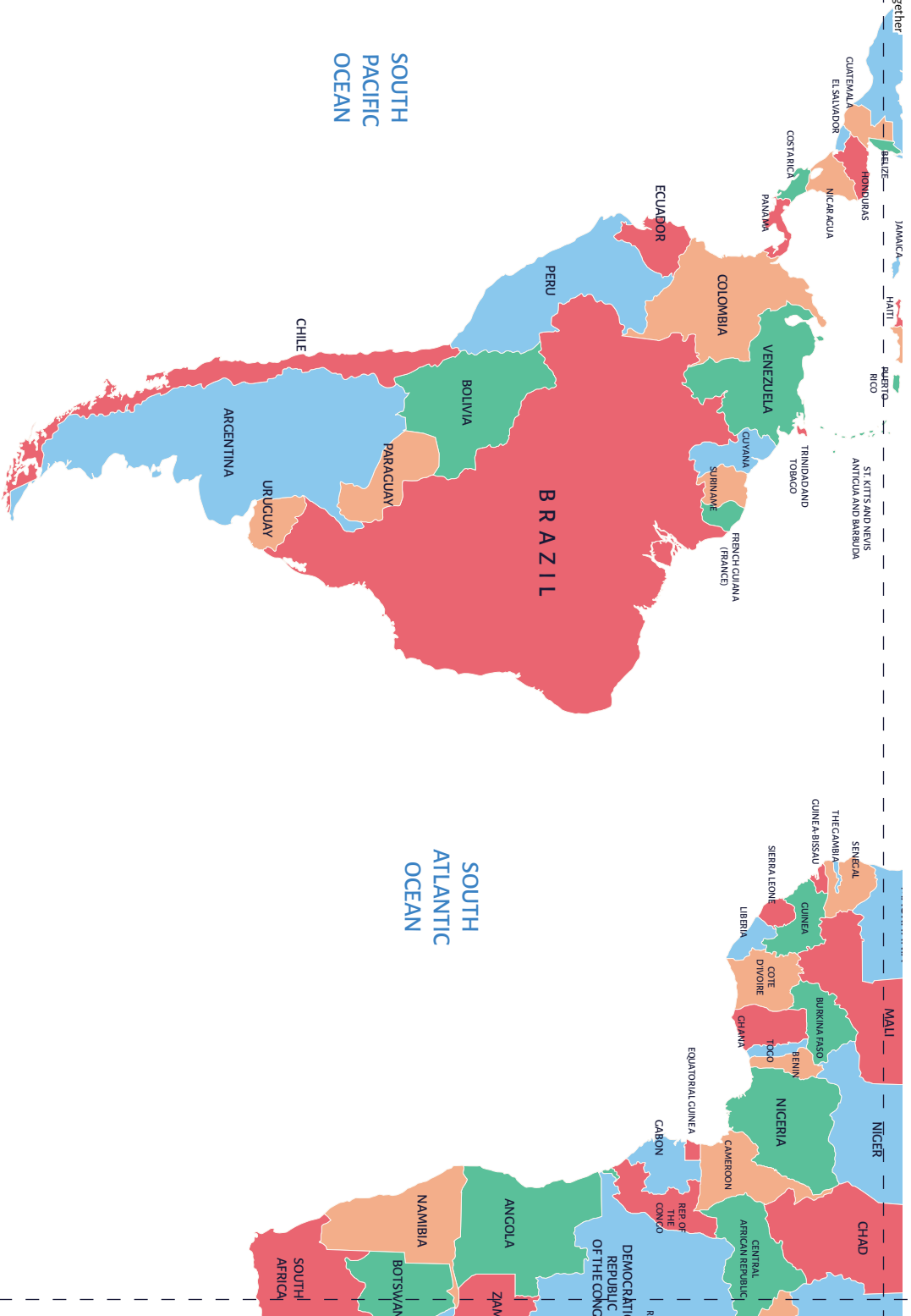


Cut along dashed lines; then overlap the cut edges with the other sheets and tape together





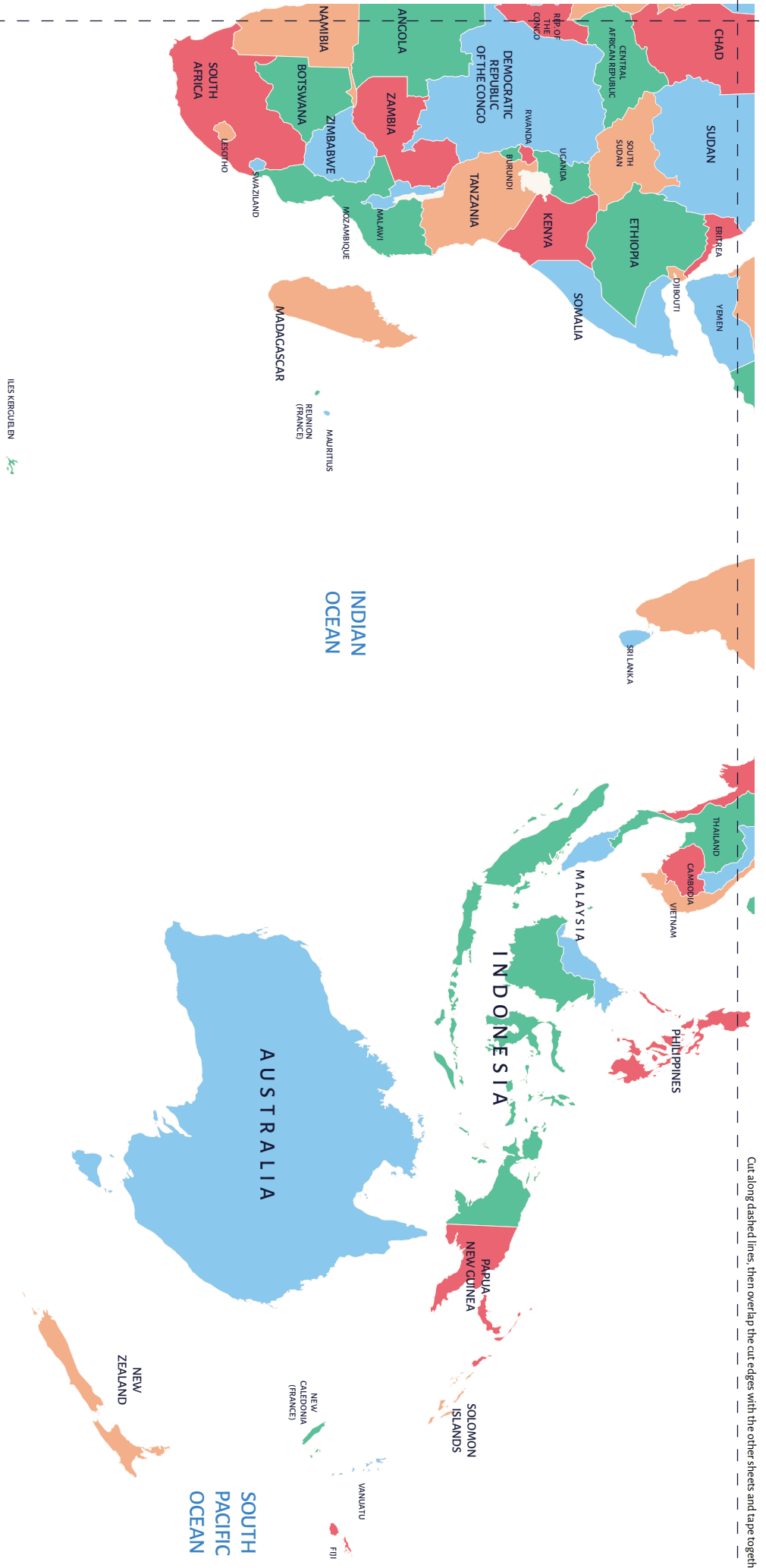
Cut along dashed lines, then overlap the cut edges with the other sheets and tape together.



Psalm 5



Connecting everyday families to the global story of God.



Cut along dashed lines, then overlap the cut edges with the other sheets and tape together



1 Tim 9:6:3

Discover more [family resources](https://www.weavefamily.org) at [weavefamily.org](https://www.weavefamily.org)

Weave is a ministry of the Center for Mission Mobilization. [missionmobilization.org](https://www.missionmobilization.org)