

# OUTPERFORMING THE INDUSTRY

MAY 2020

## UNIT SALES



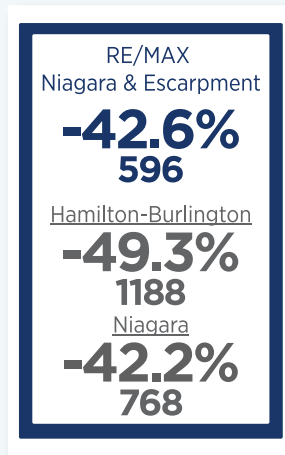
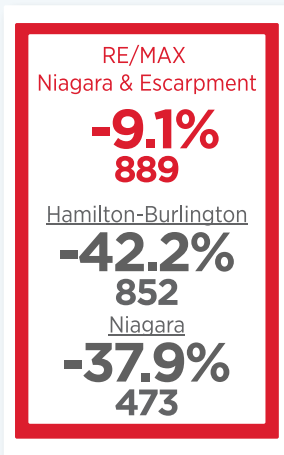
## NEW LISTINGS



## APPOINTMENTS

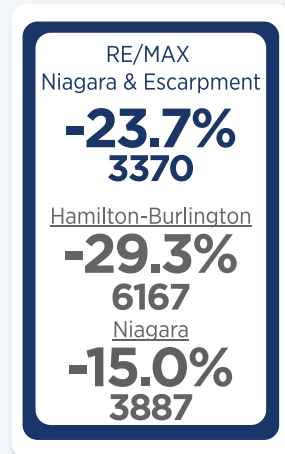
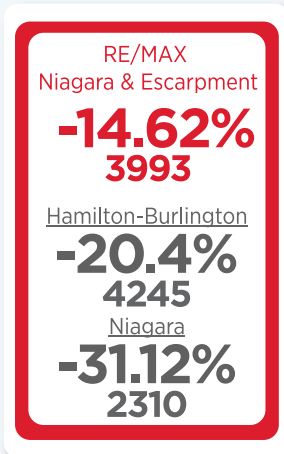


monthly\*



monthly\*

year to date\*



year to date\*

### AGENT PERFORMANCE

Average UNIT SALES  
per person in  
April

RE/MAX  
Niagara & Escarpment



**1.4**  
properties

Hamilton-  
Burlington

**1**

**0.26**  
properties

Niagara

**1**

**0.36**  
properties

Hamilton-Burlington = statistics from the REALTORS Association of Hamilton-Burlington.  
Niagara = statistics from the Niagara Association of REALTORS.

\*When compared to the same month or year to date in the previous calendar year. Based on RE/MAX Niagara & Escarpment Internal Data and RAHB & NAR Statistics.