

# APPOINTMENT CENTRE

APRIL 24-30, 2022



**RE/MAX**  
**NIAGARA &**  
**ESCARPMENT**  
 Realty Ltd., Brokerage  
 Realty Inc., Brokerage  
Independently Owned & Operated

**WEEKLY APPOINTMENT BREAKDOWN**

**3,714**  
 appointments booked

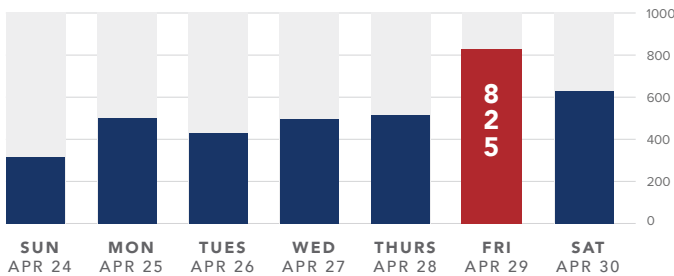
**+7.1%**  
 % change over previous week

**268**  
 new listings this week

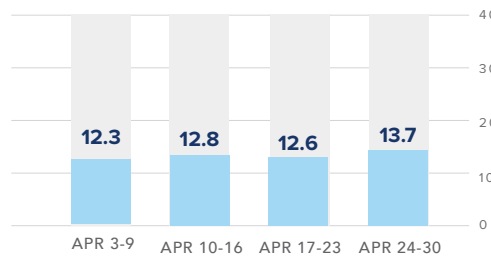
**272**  
 total properties SOLD this week

**13.7**  
 \*Appointment/Sold Index

## APPOINTMENTS - A WEEK AT A GLANCE



## APPOINTMENT/SOLD INDEX PAST 4 WEEKS



\*This number assesses the relationship between properties that sold this week and the number of appointments made during the same week, thereby measuring Buyer motivation.

## MONTHLY COMPARISON 2021 vs 2022

**24,797**  
 total appointments: April 2021

**16,025**  
 total appointments: April 2022

**-35.4%**  
 % change 2021 vs. 2022

Appointments are up 7.1% over last week, as the Spring Market continues to be strong. For perspective, compared to pre-COVID 2019 we are up 45% in appointments! Compared to the same time frame last year we are down -35.4%, but the 2021 spring market was experiencing an abnormal boom due the lifting of COVID lockdowns.

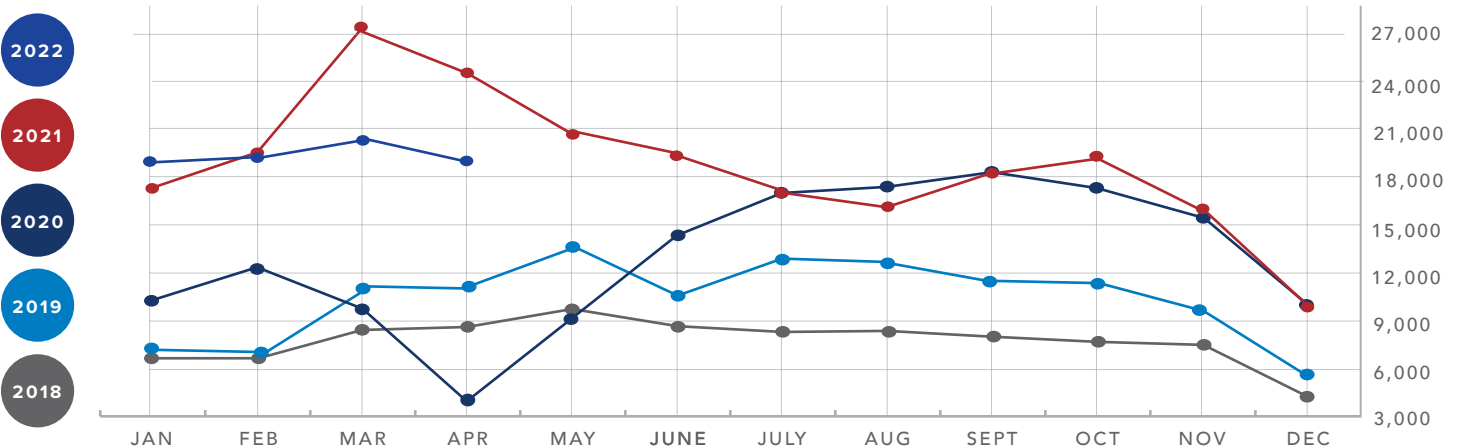
## TOP 5 PRICE RANGES

HAMILTON			HALTON			NIAGARA		
	Prev. Week	Current Week		Prev. Week	Current Week		Prev. Week	Current Week
#1	\$1-2M	\$1-2M	#1	\$1-2M	\$1-2M	#1	\$1-2M	\$450-500k
#2	\$2M+	\$550-600k	#2	\$2M+	\$850-900k	#2	\$750-800k	\$1-2M
#3	\$650-700k	\$650-700k	#3	\$850-900k	\$950k-1M	#3	\$2M+	\$950k-1M
#4	TIE \$750-800k & \$850-900k	\$750-800k	#4	\$950k-1M	\$650-700k	#4	\$650-700k	\$550-600k
#5	\$950k-1M	\$450-500k	#5	\$550-600k	\$700-750k	#5	\$450-500k	\$500-550k

The appointment/sold index is up slightly to 13.7, as buyers continue show confidence in the market and are willing to make quick decisions.

In Hamilton and Halton, the \$1-2M price range continues to take the #1 spot, followed by mid-high price ranges. In Niagara, we saw a slight shuffle as the more affordable \$450-500k range rose to the top followed by mid-high price ranges.

## APPOINTMENTS 5 YEARS AT A GLANCE



\*source: RE/MAX Escarpment & Niagara internal data.