

# APPOINTMENT CENTRE

MAY 23-29, 2021



**RE/MAX**  
**NIAGARA &**  
**ESCARPMENT**  
 Realty Ltd., Brokerage  
 Realty Inc., Brokerage  
 Independently Owned & Operated

WEEKLY  
APPOINTMENT  
BREAKDOWN

**4485**  
appointments  
booked

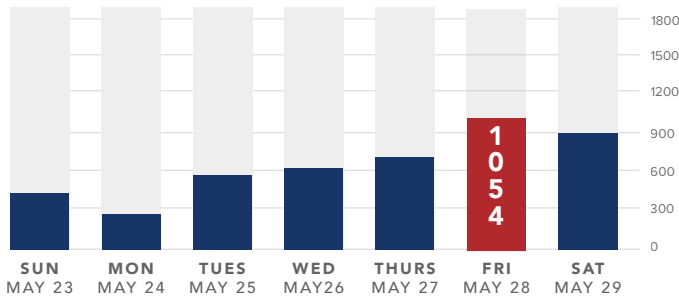
**+1%**  
% change over  
previous week

**230**  
new listings  
this week

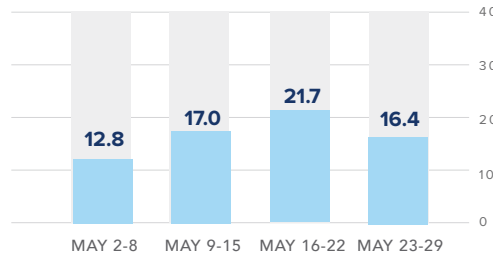
**274**  
total properties  
SOLD this week

**16.4**  
\*Sold/Appointment  
Index

## APPOINTMENTS - A WEEK AT A GLANCE



## SOLD/APPOINTMENT INDEX PAST 4 WEEKS



\*This number assesses the relationship between properties that sold this week and the number of appointments made during the same week, thereby measuring Buyer motivation.

## MONTHLY COMPARISON 2020 vs 2021

**9,478**  
total  
appointments:  
May 2020

**8,820**  
total  
appointments:  
May 1-29 2020

**19,592**  
total  
appointments:  
May 1-29 2021

**+122.1%**  
% change  
2020 vs. 2021

May 2021 is poised to be another record breaking month for appointments, far outperforming previous years during the same time frame! Despite a slow Monday due to the holiday, appointments are up slightly from last week as well.

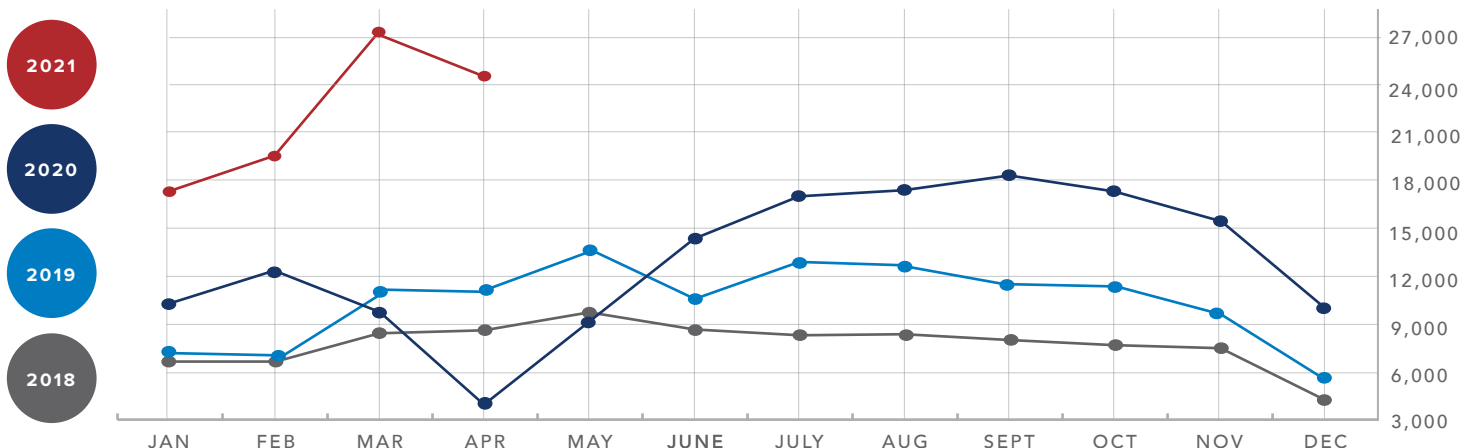
The sold/appointment index has gone down for the first time in a month, indicating that buyers are feeling confident to enter the market.

Hamilton saw a shuffle in popular price ranges, and with the \$350-400k price ranges taking the #3 spot, Hamilton now has low, mid and high price ranges in the top 5. Burlington continues to see \$1-2M in the top spot, following by mid and high price ranges. Niagara saw the #1 spot jump to \$700-750k, followed by mid and low price ranges.

## TOP 5 PRICE RANGES

HAMILTON			BURLINGTON			NIAGARA		
	Prev. Week	Current Week		Prev. Week	Current Week		Prev. Week	Current Week
#1	\$550-600k	\$550-600k	#1	\$1-2M	\$1-2M	#1	\$350-400k	\$700-750k
#2	\$500-550k	\$650-700k	#2	\$650-700k	\$750-800k	#2	\$650-700k	\$650-700k
#3	\$1-2M	\$350-400k	#3	\$800-900k	\$650-700k	#3	\$600-650k	\$350-400k
#4	\$450-500k	\$1-2M	#4	\$550-600k	\$400-450k	#4	\$450-500k	\$500-550k
#5	\$650-700k	\$450-500k	#5	\$450-500k	\$900-1M	#5	\$550-600k	\$250-300k

## APPOINTMENTS 4 YEARS AT A GLANCE



\*source: RE/MAX Escarpment & Niagara internal data.