

PARA
TEQIS

**THE OFFICIAL
RULES OF PARA TEQIS**

Table of content

THE RULES OF PARA TEQIS	5
1. THE TEQ TABLE AND THE FIELD OF PLAY	5
1.1 The size specification of the Teq table.....	5
1.2 The material of the playing surface and the court surface can be	5
1.3 The colour of the Teq table in competition:	5
1.4 The Para Teqis court.....	5
1.5 The location of the Teq table	6
2. THE NET.....	6
2.1 The material of the net.....	6
2.2 Size specification of the net.....	6
3. PERMANENT FIXTURE.....	6
4. THE BALL	6
4.1 The ball	6
4.2 The colour of the ball.....	6
4.3 Specification of the green low compression tennis ball	7
5. THE RACKET.....	7
5.1 The racket used for Para Teqis must conform to the following requirements	7
5.2 The racket must be of contrasting colour to the colour of the ball.	7
6. DEFINITIONS.....	8
6.1 Coaching	8
6.2 Edgeball	8
6.3 Match types.....	8
6.4 Rally	8
6.5 Shot types	8
6.6 Sideball	8
6.7 The “doublepoint”	8
6.8 The Let.....	8
6.9 The point	9
6.10 The receiver	9
6.11 The server	9
6.12 The wheelchair	9
7. THE SERVICE	9
7.1 The service motion	9
7.2 Point of contact.....	9

7.3	The good service.....	9
7.4	Number of serves per point	9
7.5	Service fault	9
7.6	Second service.....	10
7.7	When to serve and receive.....	10
7.8	The let during a service	10
8.	FOOTFAULT	11
8.1	During the service motion.....	11
9.	THE LET	11
9.1	General	11
9.2	During play	11
10.	ORDER OF SERVICE	11
10.1	Alteration between server and receiver	11
10.2	Service alteration.....	12
10.3	In inclusive doubles between opponents	12
10.4	In inclusive doubles between partners.....	12
11.	RECEIVING THE SERVICE	12
11.1	Receiver's position	12
11.2	The return.....	12
11.3	Alternate receivers in inclusive doubles	12
11.4	Receiver's partner	12
12.	RETURNING THE BALL.....	12
12.1	Singles	12
12.2	Inclusive doubles.....	13
12.3	Between touches.....	13
12.4	Crossing the extended net line:	13
12.5	Net bounce.....	13
12.6	Move the wheelchair with the foot.....	14
13.	PLAYER/TEAM LOSES THE POINT	14
13.1	A player/team loses a point if:.....	14
13.2	In inclusive doubles, a team loses the point if:.....	16
14.	BALL IN PLAY	16
15.	BALL TOUCHES THE LINE.....	16
16.	BALL TOUCHES A PERMANENT FIXTURE	16
16.1	After bounced on the ground:	16
16.2	Before bounced on the table:.....	16

16.3	After bounced on the table, but before bounced on the ground:	16
17.	THE GAME	16
17.1	Points in a game.....	16
17.2	Final game server/receiver	17
17.3	Final game – alternation of the service	17
18.	THE SET	17
18.1	Games in a set	17
18.2	Change of ends.....	17
19.	THE MATCH.....	17
19.1	Number of sets.....	17
19.2	Time-out.....	17
19.3	Pause.....	18
20.	ORDER OF SERVICE, RETURN, AND CHOOSE OF ENDS	18
20.1	Coin toss	18
20.2	Between partners	18
21.	CHANGE OF ENDS.....	18
21.1	After games.....	18
21.2	Deciding game	18
22.	ERRORS OF SERVICE, RETURN AND SIDE OF PLAY SYSTEM	19
22.1	Main principle	19
22.2	Error noticed.....	19
22.3	Errors shall be corrected as follows:	19
23.	HINDRANCE	20
23.1	Deliberate:.....	20
23.2	Unintentional:	20
24.	ROLE OF REFEREES.....	20
24.1	Chief Referee	20
24.2	Main Referee.....	21
24.3	Assistant Referee	21
24.4	Ball mark inspection procedures.....	21
25.	CONTINUOUS PLAY	22
25.1	Main principle	22
25.2	Time between points	22
25.3	Time between points during deciding game.....	22
25.4	Time between games	22
25.5	Time between sets	22

25.6	Equipment out of adjustment.....	23
25.7	Medical time-out.....	23
25.8	Warm-up time.....	23
26.	COACHING	23
26.1	On-court coaching.....	23
27.	PLAYER ANALYSIS TECHNOLOGY.....	23
	APPENDICES	24
	Appendix A: Dimensions of the Para Teqis Court	24
	Appendix B: Advertising	25
	Appendix C: Distances outside of the lines.....	26
	Appendix D: Final game – alternation of the serve	27
	Appendix E: The specification of the wheelchair.....	29

THE RULES OF PARA TEQIS

1. THE TEQ TABLE AND THE FIELD OF PLAY

1.1 The size specification of the Teq table

- 1.1.1 Length: 3000 mm
- 1.1.2 Width: 1500 mm
- 1.1.3 Height: 760 mm
- 1.1.4 The curvature of the playing surface of the Teq table is determined by the distance of the highest and lowest points of the surface and by the horizontal distance from the lowest (farthest) point of the Teq table to the height of the net.
- 1.1.5 The highest point of the playing surface – as measured from the ground – is 760 mm, while the lowest point is 565 mm. The horizontal distance between the lowest part of the Teq table and the net is 1,490 mm.

1.2 The material of the playing surface and the court surface can be

- 1.2.1 Wood
- 1.2.2 Metal
- 1.2.3 Composite
- 1.2.4 Polymer
- 1.2.5 Court surfaces (clay, hard court, carpet, grass)

1.3 The colour of the Teq table in competition:

- 1.3.1 Must be chosen to be different from the colour of the court surface and the ball.

1.4 The Para Teqis court

- 1.4.1 The court shall be rectangle with the following parameters:
 - a. Length: 12.80 m
 - b. Width: 8.23 mDiagram: see Appendix A.
- 1.4.2 The baseline is the line at the end of the court, parallel to the net, and the width of the baseline may be not more than 10 cm.
- 1.4.3 The sideline is the line at the side of the court, perpendicular to the net, and the width of the sideline shall be between 2.5 and 5 cm.
- 1.4.4 Shall be a centre mark at both baselines which divides the baseline in half.
 - a. The length of the centre mark shall be 10 cm, measured from the inner side of the baseline.
 - b. The width of the centre mark shall be 5 cm.
 - c. The centre mark shall be placed inside the court, perpendicular to the net.
- 1.4.5 All the lines are considered as part of the court, therefor all the court measurements shall be made from and to the outside of the lines.
- 1.4.6 The colour of the lines of the court shall be the same, however, completely distinct from the colour of the surface.
- 1.4.7 The accepted advertising shall be found in Appendix B. However, as a main principle no advertising is allowed on the Teq table, net, or court.

Note:

The suggestion for minimum distance between the court and the backstops and sidestops is written in Appendix C.

1.5 The location of the Teq table

- 1.5.1 The table shall be placed in the centre of the court with the net running perpendicular to the length of the court at 6.40 m from each end.

2. THE NET

The net must be permanently attached to the Teq table.

2.1 The material of the net

- 2.1.1 Plexi (PMMA)
- 2.1.2 Translucent polycarbonate (PC)
- 2.1.3 Metal frame
- 2.1.4 Other polymer

2.2 Size specification of the net

- 2.2.1 Width: 1700 mm
- 2.2.2 Thickness: 20 mm
- 2.2.3 Height: 140 mm (measured from the surface of the table).

Note:

At para teqis tournaments the net must be transparent.

3. PERMANENT FIXTURE

All the fixtures above and around the court include the Main Referee, the Assistant Referee, and ball persons (at their designated spots), the spectators and their seats, the backstops and sidestops are considered as permanent fixtures.

4. THE BALL

4.1 The ball

- 4.1.1 Green low compression (75%) tennis ball must be used. It is approximately 25% slower than a standard tennis ball, with a lower compression and lower bounce making the ball easier to hit.

4.2 The colour of the ball

- 4.2.1 The colour of the ball cannot be fully identical than the base colours of the table, court surface, permanent fixture, or other equipment.

4.3 Specification of the green low compression tennis ball

- 4.3.1 Mass (weight): 47 – 51.5 gram
- 4.3.2 Size: 6.3 – 6.86 cm
- 4.3.3 Rebound: 120 – 135 cm
- 4.3.4 Forward deformation*: 0.8 – 1.05 cm
- 4.3.5 Colours**: Yellow with a green dot

Case 1: After the point has been finished, the ball which was used for that point found out to be broken. What is the correct decision?

Decision: If the ball has lost all compression, so it is broken, then the last point shall be replayed.

Note:

*A single reading shall be used for each of three perpendicular axes and the average of these shall provide the deformation. Individual forward deformation readings shall not have any limit on the difference. For return deformation there is no specification.

**The size and the place of the coloured dots shall be reasonable.

5. THE RACKET

5.1 The racket used for Para Teqis must conform to the following requirements

- 5.1.1 The flat part of the racket head surrounded by the inner edge rim or holes bigger than 13 cm in diameter, which is smaller, is called the hitting surface and shall not be longer than 300 mm and wider than 260 mm.
- 5.1.2 The racket shall not be longer than 500 mm from the end of the handle to the top of the racket head.
- 5.1.3 The thickness of the racket shall not be greater than 38 mm and shall be constant.
- 5.1.4 The holes which are bigger than 13 mm in diameter shall not extend over 40 mm from the edge of the racket, except for the holes of the throat.
- 5.1.5 Any device that may provide communication, advice or instruction of any kind, audible or visible, to a player during a match can be used by the coach or by the player during the change of ends and the data must be provided to the organisers for further use during and after the match.

5.2 The racket must be of contrasting colour to the colour of the ball.

Case 1: How many rackets is a player allowed to use at the same time during play?

Decision: One, a player is not allowed to use more than one (1) racket at any time during play.

Case 2: Is it allowed to have strings on the hitting surface of the racket?

Decision: No.

6. DEFINITIONS

6.1 Coaching

- 6.1.1 Any kind and by any means of communication, advice or instruction to a player is considered to be coaching.

6.2 Edgeball

- 6.2.1 When the ball bounces on the edge of the table and/or changes direction in a clearly observable manner.

6.3 Match types

- 6.3.1 Singles match: two (2) players play against each other as individuals.
- 6.3.2 Inclusive doubles match: four (4) players play against each other in pairs (each pair must consist one player with wheelchair and one able-bodied person).
- 6.3.3 Team competition: series of matches, which combine to give a result of a tie between teams.

6.4 Rally

- 6.4.1 The period in which the ball is in play. The ball is in play from the moment the server hits the ball until either the point is decided (awarded) or a let is called.

6.5 Shot types

- 6.5.1 Volley: the player hits the ball before it bounces
- 6.5.2 Boardshot: the player hits the ball after it bounces on the Teq table and before it bounces on the ground
- 6.5.3 Groundstroke: the player hits the ball after it bounces both on the table and the ground
- 6.5.4 Service: the first shot of a rally.

6.6 Sideball

- 6.6.1 When the ball touches the side (and not the edge) of the table.

6.7 The “doublepoint”

- 6.7.1 An opportunity to win two points from a single rally.
- 6.7.2 The doublepoint can be called by the server or the receiver at any time in the set provided that the player/team calling the doublepoint has no more than 5 points in that game.
- 6.7.3 Each player/team is permitted to call only one doublepoint per set.
- 6.7.4 It is permitted for both players/teams to request the doublepoint on the same rally.
- 6.7.5 If a let is called on a doublepoint, the doublepoint will remain for the repeated point and cannot be rescinded.

6.8 The Let

- 6.8.1 A rally where no point is awarded, and the point is repeated.

6.9 The point

6.9.1 A rally, which results in a point being awarded.

6.10 The receiver

6.10.1 He/she is the player who receives the service.

6.11 The server

6.11.1 He/she is the player who starts the point.

6.12 The wheelchair

6.12.1 In any case the wheelchair shall be judged as part of the body.

6.12.2 The specification of the allowed wheelchairs can be found in Appendix E (Specification of the wheelchair).

7. THE SERVICE

7.1 The service motion

7.1.1 The service procedure begins with the ball in the stationary hand of the server.

7.1.2 After that the server shall release the ball, which must be thrown a minimum of 10 cm in any direction and hit it before it touches the ground.

7.1.3 As soon as the player's racket touches or misses the ball, the service motion is completed.

7.1.4 The ball may be released by the racket in case the player is able to use only one arm.

7.1.5 The server may make one push on the wheelchair before tossing the ball providing that he/she is not breaking Rule 8 (Footfault).

7.2 Point of contact

7.2.1 The serve may be hit underarm or overarm.

7.3 The good service

7.3.1 The ball must bounce at least once but not more than twice, anywhere on the opponent's side of the table or once on the table and once on the ground.

7.3.2 If the ball bounces more than twice on the table, it is an ace.

7.3.3 If the ball subsequently bounces on the ground it must land within the playing court area.

7.4 Number of serves per point

7.4.1 The server has two chances to serve per point. If the player/team serves a double fault, the point is awarded to the opposition.

7.5 Service fault

7.5.1 The service is a fault if:

- a. the server breaks Rule 7.1, 7.3 or 8; or
- b. the player fails to hit the ball; or
- c. the ball, right after the serve, touches the net; or
- d. the ball, right after the serve, hits a permanent fixture before it bounces on the table; or
- e. the ball, right after the serve, hits the server or his/her partner, or anything they are wearing or carrying (including the wheelchair); or
- f. the ball, right after the serve, touches the body/clothes/racket/wheelchair of a receiving player or his/her partner outside the imaginary vertical extension of the table without touching the receivers' side of the table but before touching the receiver's side of the court.

7.6 Second service

- 7.6.1 If the server hits a fault for the first service, the server shall hit a second service in a timely manner from the same half of the court from where he/she served the first service, except if the first serve was served from the wrong half.

7.7 When to serve and receive

- 7.7.1 The server must be sure that the receiver is ready.
- a. However, the receiver shall respect the pace of the server shall be ready to play in a timely manner of the server being ready.
- 7.7.2 A receiver shall be considered as being ready when he/she attempts to return the service.
- a. In case the receiver is clearly not ready then the service cannot be called a fault.

7.8 The let during a service

- 7.8.1 If the receiver is not ready when the ball is served, then the service is a let.
- 7.8.2 If a service let has been called, that service does not count and shall be served again.
- a. However, the let call does not cancel a previous fault.

Case 1: The ball is served, after it bounced on the table, hits directly the receiving player's or his/her partner's racket when he/she is standing away from the table. What is the correct decision?

Decision: The server wins the point, except if it is a good return/pass. (Rule 7.5.1/f)

Case 2: The ball is served and hits the receiving player's body while he is standing away from the table without the ball touching the table. What is the correct decision?

Decision: It is a service fault. (Rule 7.5.1/f)

Case 3: The ball is served and hits one of the receiving players body directly above the table before it has touched the table. What is the correct decision?

Decision: The server wins the point.

Case 4: After the server released the ball to any direction, he/she decides not to hit it and catches it (with his/her hand or racket) or let it bounce. Is it a fault?

Decision: No.

8. FOOTFAULT

8.1 During the service motion

- 8.1.1 The server is allowed to serve from inside the court but at least one of the rear wheels of the wheelchair must touch or be outside of the baseline.
- 8.1.2 In inclusive doubles the able-bodied member shall not:
 - a. run or walk, however, he/she is allowed to move the feet a little bit; or
 - b. step on the court or on the baseline; or
 - c. step outside of the imaginary extension of the sidelines; or
 - d. step on the imaginary extension of the centre mark.
- 8.1.3 In Inclusive doubles the able-bodied member shall:
 - a. keep at least one foot on the ground at all times during the service motion.

Case 1: In an inclusive doubles match, the able-bodied server is standing behind the baseline on the imaginary extension of the centre mark. Is this a footfault?

Decision: Yes.

Case 2: In an inclusive doubles match, the wheelchair server is standing behind the baseline on the imaginary extension of the centre mark. Is this a footfault?

Decision: Yes.

Case 3: Is the able-bodied server allowed to have both feet off the ground?

Decision: No.

9. THE LET

9.1 General

- 9.1.1 Every time the referee calls a let the entire point shall be replayed, except that particular let has been called on a second serve.

9.2 During play

- 9.2.1 The Main Referee or the Assistant Referee shall call a let when the ball bounces more than twice on the table during a rally (except the serve (7.3.2)).

Case 1: A let has been called by the referee during play right after another ball came on court. The server served a fault earlier during this point. Will the server hit a first or second serve?

Decision: First service.

10. ORDER OF SERVICE

10.1 Alteration between server and receiver

- 10.1.1 The player/team that was a receiver for the last point of a game shall become the server at the start of the following game.
- 10.1.2 The player/team that was a server for the last point of a game shall become the receiver at the start of the following game.

10.2 Service alteration

- 10.2.1 Each player/team serves two points before the serve passes to the opponent(s).
- 10.2.2 The first point must be served from the righthand side and the second from the left-hand side of the court.

10.3 In inclusive doubles between opponents

- 10.3.1 In inclusive doubles, each team serves two points before becoming the receivers.

10.4 In inclusive doubles between partners

- 10.4.1 The players in a team shall alternate such that one player will serve two points and his/her partner shall serve the subsequent two points for their team.
- 10.4.2 Before each team serves for the first time in the first game of the match, they shall decide which team member will serve first.
- 10.4.3 The order of serves shall be maintained for the remainder of the set.

11. RECEIVING THE SERVICE

11.1 Receiver's position

- 11.1.1 The receiving player can stand anywhere on his/her side of the net.

Case 1: The receiver must stand inside the lines when returning the serve. Is this correct?

Decision: No, the receiver is allowed to stand anywhere on his/her end of the court.

11.2 The return

- 11.2.1 The serve must be allowed to bounce on the table before the receiver touches the ball.

11.3 Alternate receivers in inclusive doubles

- 11.3.1 In inclusive doubles, the players in the receiving team must alternate receivers between points.
- 11.3.2 Before the first service return, the receiving team may choose the order in which they receive the serve.
- 11.3.3 This order must be maintained for the remainder of the set.

11.4 Receiver's partner

- 11.4.1 In inclusive doubles, if the partner of the receiving player touches the ball after it has touched their side of the table, it shall be considered a fault by the receiving team.

12. RETURNING THE BALL

12.1 Singles

- 12.1.1 The players shall return the ball within one or two touches of the ball.

12.2 Inclusive doubles

- 12.2.1 The players in a team shall return the ball within two or three touches of the ball and neither player shall be permitted to take consecutive touches unless the ball is rebounding from the net (see Rule 12.5).

12.3 Between touches

- 12.3.1 The ball permitted to touch the ground or the table once, but only once, between touches.
 - a. If the ball bounce on the ground between touches then it is permitted to let it bounce outside the lines.

12.4 Crossing the extended net line:

- 12.4.1 Own side
 - a. When returning the ball to the opponent's side of the table, the player can touch or go over the imaginary extension of the net, but the point of contact shall be on the player's own side of the net.
 - b. The mentioned rules do not apply when playing a pass.
- 12.4.2 The ball bounced or blown back
 - a. The player has hit a good return, after that particular ball has bounced on the opponent's side of the table it has bounced or blown back over the net. The player is allowed to get the ball over the net and play it to the correct side of the table or pass it to himself/herself or his/her partner, except if the player breaks Rule 13.1.12.
- 12.4.3 The racket passes over the net
 - a. If the player hits the ball on his/her own side of the net but after this his/her racket is passing over the net, it is a legal shot.
- 12.4.4 The ball hits another ball
 - a. The ball in play hits another ball on the ground. The ball lying on the ground is part of the ground.
- 12.4.5 Ball bounce between passes
 - a. The ball can bounce on the ground (but not on the table) on the opponent(s) side of the net between passes but the point of contact between the ball and the racket at a return shot must be on the player's own side of the net.

12.5 Net bounce

- 12.5.1 If the ball hits the net and bounces back, the returning player/team is permitted to play the ball directly to the opponent's side of the table provided the ball does not bounce or hit any other object.
 - a. Only if the player/team did not use the maximum number of touches for that particular return yet.
- 12.5.2 In inclusive doubles, the hitting order does not need to be maintained when returning the rebounded ball from the net.

12.6 Move the wheelchair with the foot

- 12.6.1 If a player is unable to move his/her wheelchair via the wheel, then he/she may use one foot to do it.
- 12.6.2 However, players are not allowed to have their foot/any part of the foot in contact with the ground during:
 - a. the service motion (7.1 (The service motion)).
 - b. the point of contact between the ball and the racket (including the forward motion of the swing).

Case 1: A player returns a ball which hits the net and then bounces on the correct side of the table. Is this a good return?

Decision: Yes.

Case 2: During the rally, the ball, which is in play, hits another ball, which is on the ground from the beginning of the point. Is it a let?

Decision: Play continues, but if it is hard to determine the original ball then a let should be called.

13. PLAYER/TEAM LOSES THE POINT

13.1 A player/team loses a point if:

- 13.1.1 the server makes two consecutive service faults (double fault); or
- 13.1.2 the ball touches any part of the body/clothes/racket while directly above the table; or
- 13.1.3 the ball does not touch the opponent's side of the table; or
- 13.1.4 the player/team returns the ball in play and after it bounces on the table it lands outside of the correct court; or
- 13.1.5 the player/team returns the ball in play so that, before it bounces on the table, it hits a permanent fixture; or
- 13.1.6 the player catches or carries the ball, which is in play, on purpose; or
- 13.1.7 the ball touches the opponent's body, clothes, or racket directly following the return shot and the point of contact is not above the imaginary vertical extension of the table; or
- 13.1.8 the ball touches the player's clothes or equipment after it has bounced on his/her side of the table or between passes; or
- 13.1.9 the player/team fails to return the ball to the opponent's side of the table within the maximum number of permitted touches; or
- 13.1.10 the player/team does not play the ball back in play before it bounces twice consecutively on the ground, after it bounced once on the table; or
- 13.1.11 the player/team does not play the ball back in play before it bounces on the ground, after it bounced twice on the table; or
- 13.1.12 any part of the players' racket, clothes or equipment touches the table or the net; or
 - a. Except: in dangerous situations, when it is permitted to touch the table with one hand without the racket after hitting the ball.
- 13.1.13 the player hits the ball before it has crossed the net from the opponent's side; or
- 13.1.14 the point of contact with the ball during the shot, which returns the ball to the opponent, is on the opponent's side of the net; or

- 13.1.15 if the ball does not pass over the imaginary extension level of the top of net; or
- 13.1.16 if the ball bounces more than once on the table or on the ground between passes;
or
- 13.1.17 if at least one of the player's buttock is not in contact with the seat of his/her wheelchair at the point of contact between the ball and the racket; or
- 13.1.18 if the player uses any part of his/her feet/leg (including prosthetics) when serving, hitting a ball, moving or stopping during play, except as it written in section 12.6 (Move the wheelchair with the foot).

Case 1: The ball in play touches a player's arm above the table. Does he lose the point?

Decision: Yes (Rule 13.1.2).

Case 2: The ball has not hit his side of the table and hits the player's arm when he is standing away from the table. Does he lose the point?

Decision: No (Rule 13.1.7).

Case 3: After hitting his side of the table, the ball hits the player's arm when he is standing away from the table. Does he lose the point?

Decision: Yes (Rule 13.1.8).

Case 4: The player hits the ball from the side of the table, and it returns below the height of the net and onto the opposition's side of the table. Does he lose the point?

Decision: Yes, in all cases the ball must pass over the height of the net (Rule 13.1.15).

Case 5: The racket falls out of the serve's hand right after he/she hit the first serve and the racket hits the table before the ball lands on the opponent's side of the table. What is the correct decision?

Decision: The racket hits the table while the ball was in play, so the server loses the point (Rule 13.1.12).

Case 6: The racket falls out of the server's hand right after he/she hits the first serve and the racket hits the table after the ball has missed the table and bounced on the court. What is the correct decision?

Decision: The racket hit the table when the ball was no longer in play, so this is a service fault.

Case 7: In an inclusive doubles match, the receiver's partner touches the table after the ball that has been served misses the table but before it touches the ground. What is the correct decision?

Decision: The receiving team loses the point because the receiver's partner touched the table while the ball was in play.

Case 8: Does the player loses the point if he/she crosses the imaginary extension of the net before or after hitting the point?

Decision: In either case the player/team does not lose the point. However, the player shall not hinder the opponent(s).

Case 9: Is a player allowed to touch the opponent's court while the ball is in play?

Decision: Yes, but the player can not hinder the opponent(s).

Case 10: A player throws the racket at the ball in play. The ball land on the table on the opponent's side of the net then on the correct court and the opponent(s) is unable to reach the ball. Which player wins the point?

Decision: The player who threw the racket at the ball loses the point.

Case 11: A ball that has just been served hits the receiver's racket or in inclusive doubles the receiver's partner's racket before it touches the table but outside the imaginary extension of the table. Which player wins the point?

Decision: The receiver wins the point because the ball missed the table and the point of contact between the ball and the racket was outside of the imaginary extension of the table.

Case 12: A player standing far away from the table catches the ball which missed the table but before it bounces on the ground.

Decision: The player wins the point.

13.2 In inclusive doubles, a team loses the point if:

- 13.2.1 either player fails to touch the ball before it is returned to the opponent's side; or
- 13.2.2 either player takes two consecutive touches of the ball (unless the second touch is following a rebound from the net); or
- 13.2.3 if a player is considered to have deliberately hindered the opposition in returning the ball.

14. BALL IN PLAY

As soon as the server hits the ball, the ball is in play and it remains in play until the referee calls a let or fault, or the point is decided.

15. BALL TOUCHES THE LINE

If a ball bounces (partly) on the line, it is considered as bouncing on the court bounded by the line.

16. BALL TOUCHES A PERMANENT FIXTURE

16.1 After bounced on the ground:

- 16.1.1 After the ball in play bounces on the correct side of the table and on the correct court, it hits a permanent fixture. In this case the player who hits the ball wins the point.

16.2 Before bounced on the table:

- 16.2.1 Before the ball in play bounces on the table, it hits a permanent fixture. In this case the player who hits the ball loses the point.

16.3 After bounced on the table, but before bounced on the ground:

- 16.3.1 After the ball in play bounces on the correct side of the table but before it bounces on the correct court, it hits a permanent fixture. In this case the player who hit the ball loses the point.

17. THE GAME

17.1 Points in a game

- 17.1.1 The first player or team to win 8 points wins the game.

17.1.2 At 7-7 a deciding point shall be played, except in the final game of a set, when a player/team must win by two clear points.

17.2 Final game server/receiver

17.2.1 In the final game of a set, if the score reaches 8-8, each player/team shall serve only one point before becoming the receiver.

17.3 Final game – alternation of the service

17.3.1 From 8-8 the alteration of service must be one by one between sides and players/teams. The correct rotation of the servers can be found in Appendix D.

18. THE SET

18.1 Games in a set

18.1.1 The set is played to the best of three games (first to win two games).

18.2 Change of ends

18.2.1 Players shall change ends after each game.

19. THE MATCH

19.1 Number of sets

19.1.1 A match can be played as a single set or the best of three sets (first to win two sets).

19.2 Time-out

19.2.1 Each player/team is permitted to request one time-out at any moment in the match.

19.2.2 The time-out can be requested by any player or by their registered coach.

19.2.3 The timeout shall last up to a maximum of one (1) minute or until the player/team that called the timeout is ready to play, whichever is less.

19.2.4 The player/team who requested the time-out may use it for:

- a. on-court coaching; or
- b. toilet break; or
- c. change of attire break; or
- d. medical treatment; or
- e. any other reason that not against the rules.

19.2.5 When one team requested a time-out, the other team is not permitted to leave the court but allowed to use the time-out for any other reason on court.

- a. Except medical treatment if the player/team who requested the time-out requested a medical treatment too.

19.2.6 Players/teams are not allowed to use the table during a time-out.

19.2.7 Both teams can request the time-out at the same time.

- a. If both players/teams request a medical treatment during the time-out and there is only one tournament doctor/physiotherapist then the Chief Referee

may extend the time-out and allow individual medical treatment for both players.

19.3 Pause

- 19.3.1 In case of circumstances, the Chief Referee or the Main Referee has the right to decide to pause the match.

20. ORDER OF SERVICE, RETURN, AND CHOOSE OF ENDS

20.1 Coin toss

- 20.1.1 The rights to choose any end or to be the server or receiver shall be determined by a coin toss before the warm-up starts. The player/team who wins the coin toss can choose between the following options:
- a. to be the server or the receiver for the first two points of the match. In this case the opposing player/team shall choose the end of the court for the first game of the match; or
 - b. the end of the court for the for the first game of the match. In this case the opposing player/team shall choose to be the serve or the receiver for the first two points of the match; or
 - c. defer the choice. In this case the opposing player/team shall make a choice according to the previous two points.

Case 1: If the match is suspended before the first point and the players leave the court can they change their choices when they continue?

Decision: Yes, both players/teams can make a new choice, however, the result of the original coin toss stands.

20.2 Between partners

- 20.2.1 In inclusive doubles, each team shall decide which of their players shall serve/receive first.

Case 1: Is a team member allowed to play alone against the opponents in inclusive doubles?

Decision: No.

21. CHANGE OF ENDS

21.1 After games

- 21.1.1 Players change ends after every game.

21.2 Deciding game

- 21.2.1 In the deciding game of a set, the players must change sides after they played 6 points, 12 points, 18 points and so on.

22. ERRORS OF SERVICE, RETURN AND SIDE OF PLAY SYSTEM

22.1 Main principle

22.1.1 Points scored before the error has been noticed shall stand.

22.2 Error noticed

22.2.1 If the players or the referee(s) made a mistake and they discover it

- a. between points
the referee(s) must correct the process, then continue the game in the way of the regulations.
- b. during a point
the rally shall be stopped immediately by the referee(s), and a let shall be played.

22.2.2 The game should be continued from the point when the failure has been recognised.

22.3 Errors shall be corrected as follows:

22.3.1 Player serves from the wrong half of the court.

- a. When the error has been found out, the referee(s) shall correct it as soon as possible and the following serve shall be served from the proper half of the court according to the score.
- b. If there was a service fault before the error has been found out, that particular fault shall stand.

22.3.2 Player serves from the wrong end of the court.

- a. When the error has been found out, the referee(s) shall correct it as soon as possible and the following serve shall be served from the proper half of the court according to the score.
- b. If there was a service fault before the error has been found out, that particular fault shall not stand.

22.3.3 Player serves out of turn.

- a) Standard game:
When the error has been found out, the referee(s) shall correct it as soon as possible. If the wrong player already served two (2) points before the error has been found out the order of service shall remain as altered.
If there was a service fault before the error has been found out, that particular fault shall not stand.
In inclusive doubles, if wrong team member serves out of turn and there was a service fault before the error has been found out, that particular fault shall stand.
- b) Deciding game after 8-8:
When the error has been found out, the referee(s) shall correct it as soon as possible. If the point already finished after the wrong player served the order of service shall remain as altered.
If there was a service fault before the error has been found out, that particular fault shall not stand.

In inclusive doubles, if wrong team member serves out of turn and there was a service fault before the error has been found out, that particular fault shall stand.

22.3.4 Player receives out of turn in inclusive doubles.

- a. This shall remain as altered for those two points of the game when the error was discovered. For the next two points when they are the receivers in that game, the partners shall then resume the original order of receiving.

23. HINDRANCE

23.1 Deliberate:

- 23.1.1 If a player hinders the opponent(s) on purpose in playing the point, the player shall lose the point.

23.2 Unintentional:

- 23.2.1 If a player is hindered by an unintentional act of something outside of his/her control, including any act of the opponent(s) but excluding a permanent fixture, then the point shall be replayed.
- 23.2.2 If an object enters the court area during a point, the point shall be replayed.
 - a. If that object originated from one of the players then for the first time the point shall be replayed, however, in any subsequent situation the player shall lose the point.

Case 1: Is an unintentional double hit a hindrance?

Decision: No. See also Rule 13.1.6.

Case 2: A player thought that the opponent(s) was hindered therefore he/she stopped play. Shall they replay the point?

Decision: No, the player loses the point.

Case 3: A bird flying over the court got hit by the ball. Is this a hindrance?

Decision: Yes, the point shall be replayed.

Case 4: The player is hindered during the point by an object that was lying on his/her side when the point started. Shall the point be replayed?

Decision: No.

Case 5: In inclusive doubles, where can the receiver's and the serve's partner stand?

Decision: The receiver's and the serve's partner can stand anywhere on their own side of the imaginary extension of the net inside or outside of the court. Although, if a player hinders another player then the hindrance rule should be used.

24. ROLE OF REFEREES

24.1 Chief Referee

- 24.1.1 The chief referee is the final authority on all questions of para teqis law and the chief referee's decision is not appealable.

24.2 Main Referee

- 24.2.1 When a main referee is assigned for a match, his/her decision is not appealable about any question of fact during the match.
- 24.2.2 In case neither the main referee nor the assistant referee can make a call on a question of fact, the point shall be replayed.

24.3 Assistant Referee

- 24.3.1 When an assistant referee is assigned for a match, he/she helps the main referee to decide the not clear questions of fact during the match.

24.4 Ball mark inspection procedures

- 24.4.1 Ball mark inspection can only be made on clay court.
- 24.4.2 A ball mark inspection can only be requested by a player in case of the player stops play during a point (return or pass is permitted but the request must be made immediately after the shot) or after a point-ending shot.
- 24.4.3 A ball mark inspection request shall be allowed only if the main referee or the assistant referee cannot be sure about the accuracy of the call from their designated spot.
- 24.4.4 As soon as the main referee has accepted the ball mark inspection request, he/she should go close to the mark and check it himself/herself.
 - a. If the main referee does not know where the ball mark is, he/she can ask the assistant referee to help to locate the right ball mark.
 - b. In all cases the main referee shall inspect the ball mark and make the final decision.
- 24.4.5 In case the mark is unreadable, or the main or assistant referee cannot locate the right ball mark then the original call or overrule shall stand.
- 24.4.6 When the referee(s) has located the ball mark then the main referee makes the final decision.
- 24.4.7 On clay court, if the main referee is absolutely sure about the call then he/she can call the score. However, if in doubt, he/she needs to make sure that a ball mark inspection is necessary or not.
- 24.4.8 In case a player is appealing, the main referee must first check that the correct appeal procedure was followed.
 - a. Which means that play must be stopped, or the main referee must stop play. If the correct appeal procedure was not followed or the appeal was late then the main referee may consider the appeal as a deliberate hindrance.
- 24.4.9 The player concedes the call when he/she erases the ball mark before the main referee could make a final decision.
- 24.4.10 A player may not cross the imaginary extension of the net to check a ball mark without being subject to the Unsportsmanlike provision of the Code of Conduct.

Note:

If the players are not agree with the main referees explanation of para teqis law then they are allowed to call the chief referee to the court.

For other duties and responsibilities please check the Duties and Responsibilities for Teqis Referees.

Case 1: The assistant referee calls a ball out, a player requests a ball mark inspection but do not accept the main referee's decision. Can the chief referee called on court to make a decision?
Decision: No. The main referee's decision is not appealable on a question of fact (Rule 24.2.1).

Case 2: If the main referee corrects an out call to good, shall they replay the point?
Decision: The main referee must decide if the original out call hindered any player or not. If it was a hindrance, then they shall replay the point. If it was not a hindrance, then the player who hit the ball wins the point.

Case 3: The player correctly reaches and plays the ball which bounced back over the net. However, the opponent(s) hinders him/her from doing this. What is the correct decision?
Decision: By the main referee's decision: if the hindrance considered as a deliberate hindrance then the point shall be awarded to the hindered player/team, if the hindrance considered as an unintentional hindrance then the point shall be replayed.

25. CONTINUOUS PLAY

25.1 Main principle

25.1.1 From the start of the match (as soon as the first serve is in play) until the end of the match, play should be continuous.

25.2 Time between points

25.2.1 The players must give the ball to the main or assistant referee between points (not between serves).

25.2.2 The server has 5 seconds to serve after he/she received the ball from the main or assistant referee.

25.3 Time between points during deciding game

25.3.1 Players shall change ends without any delay.

25.4 Time between games

25.4.1 There should be a maximum of sixty (60) seconds break between games when players are changing ends.

25.4.2 The maximum time starts from the moment that the game finishes until the server gets the ball from the main or assistant referee.

25.5 Time between sets

25.5.1 There should be a maximum of ninety (90) seconds break between sets when players are changing ends.

25.5.2 The maximum time starts from the moment that the set finishes until the server gets the ball from the main or assistant referee.

25.6 Equipment out of adjustment

- 25.6.1 A player may be provided with a reasonable extra time in case of clothing, footwear or any other necessary equipment is broken or needs to be replaced, if the reason for the equipment out of adjustment is out of the player's control.

25.7 Medical time-out

- 25.7.1 Players are not allowed to receive any extra time to recover condition.
- 25.7.2 In case the player is suffering from a treatable medical condition, then a medical time-out of three (3) minutes can be provided to treat that particular medical condition.

25.8 Warm-up time

- 25.8.1 There shall be a maximum of three (3) minutes warm-up before the start of the match, except if the event organisers decided otherwise.
- 25.8.2 After the warm-up, players have a maximum of one (1) minute to get ready for the first serve of the match.
- a. The server shall receive the ball from the main referee by the end of the one minute.

26. COACHING

26.1 On-court coaching

- 26.1.1 Provided the rules and procedures are followed, a player/team may receive on-court coaching during the match by the registered coach.
- a. Coaching is allowed only when the players are changing ends or requested a time-out.
 - b. Coaches must leave their designated spot and go on court.

Case 1: Is it a legal coaching if the coach is giving discreet signals during play from outside of the court?

Decision: No.

Case 2: When a match is suspended the player is allowed to receive coaching. Is this true?

Decision: Yes.

Case 3: Is a player allowed to receive on-court coaching during a match?

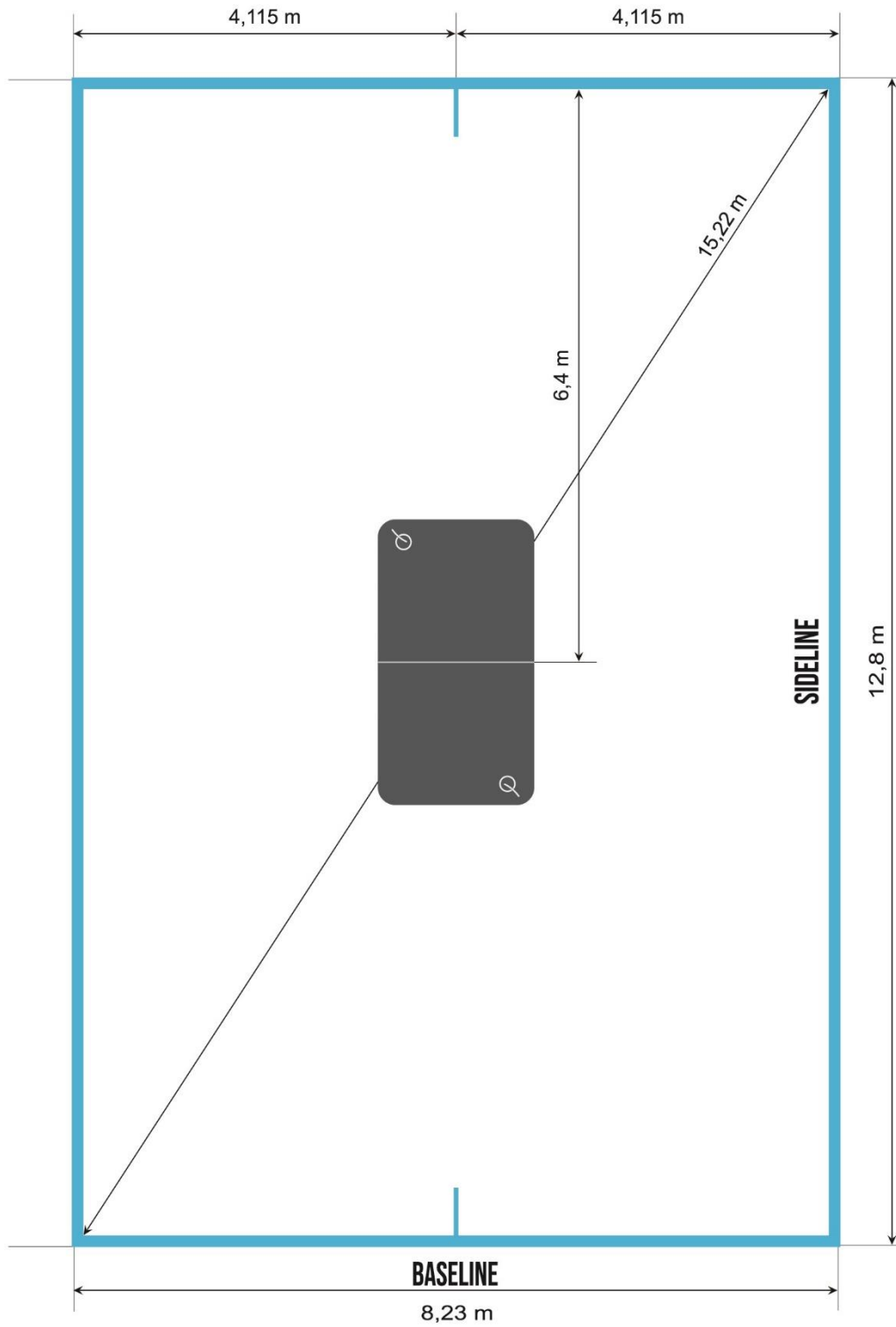
Decision: Yes, on-court coaching is allowed. Registered coaches can coach their players under procedures.

27. PLAYER ANALYSIS TECHNOLOGY

Any kind of equipment which is able to record, store, transmit or analyse data or can provide any kind of communication to a player by any means with respect to player performance information can be used during a para teqis match. Players and coaches are allowed to use any of the mentioned equipment and the stored information during a para teqis match in accordance with the rules of coaching.

APPENDICES

Appendix A: Dimensions of the Para Teqis Court



Appendix B: Advertising

1. Adverts, marks, or any other materials are prohibited on the court surface bounded by the lines.
2. Adverts, marks, or any other materials are prohibited on the net, except the built-in "Teqis" logo.
3. Adverts, marks, or any other materials are prohibited on the table, except the pre-painted "Q" logo.
4. Adverts, marks, or any other materials placed on the backstops or sidestops shall be permitted unless they disturb the vision of the players or change the playing conditions.
5. Adverts, marks, or any other materials placed on the court surface outside the lines shall be permitted unless they disturb the vision of the players or change the playing conditions.

Appendix C: Distances outside of the lines

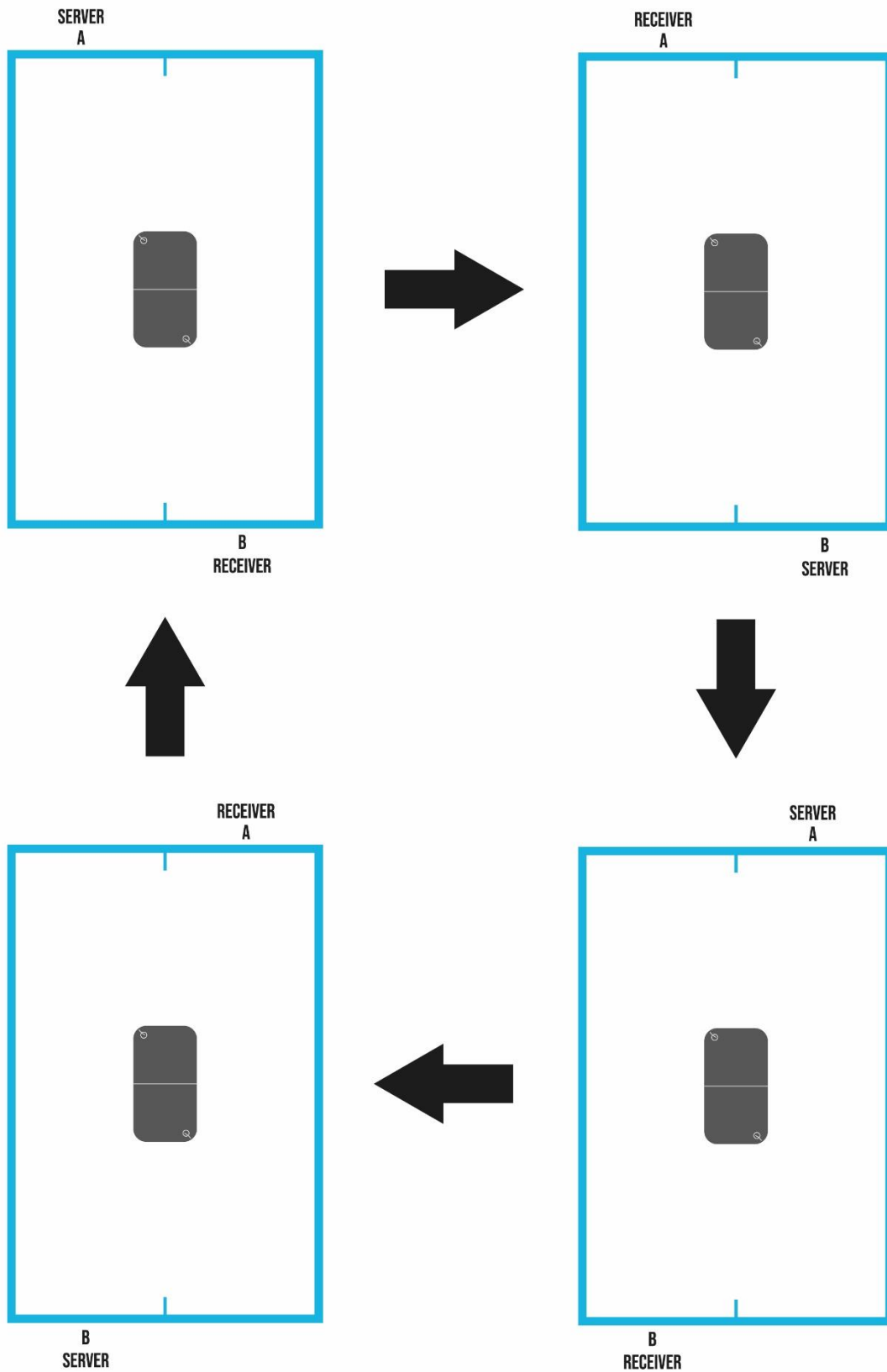
For international competitions, the minimum distance between the baselines and the backstops should be 2 m and the minimum distance between the sidelines and the sidestops should be 2 m.

For recreation and club play, the minimum distance between the baselines and the backstops should be 1 m and the minimum distance between the sidelines and the sidestops should be 1 m.

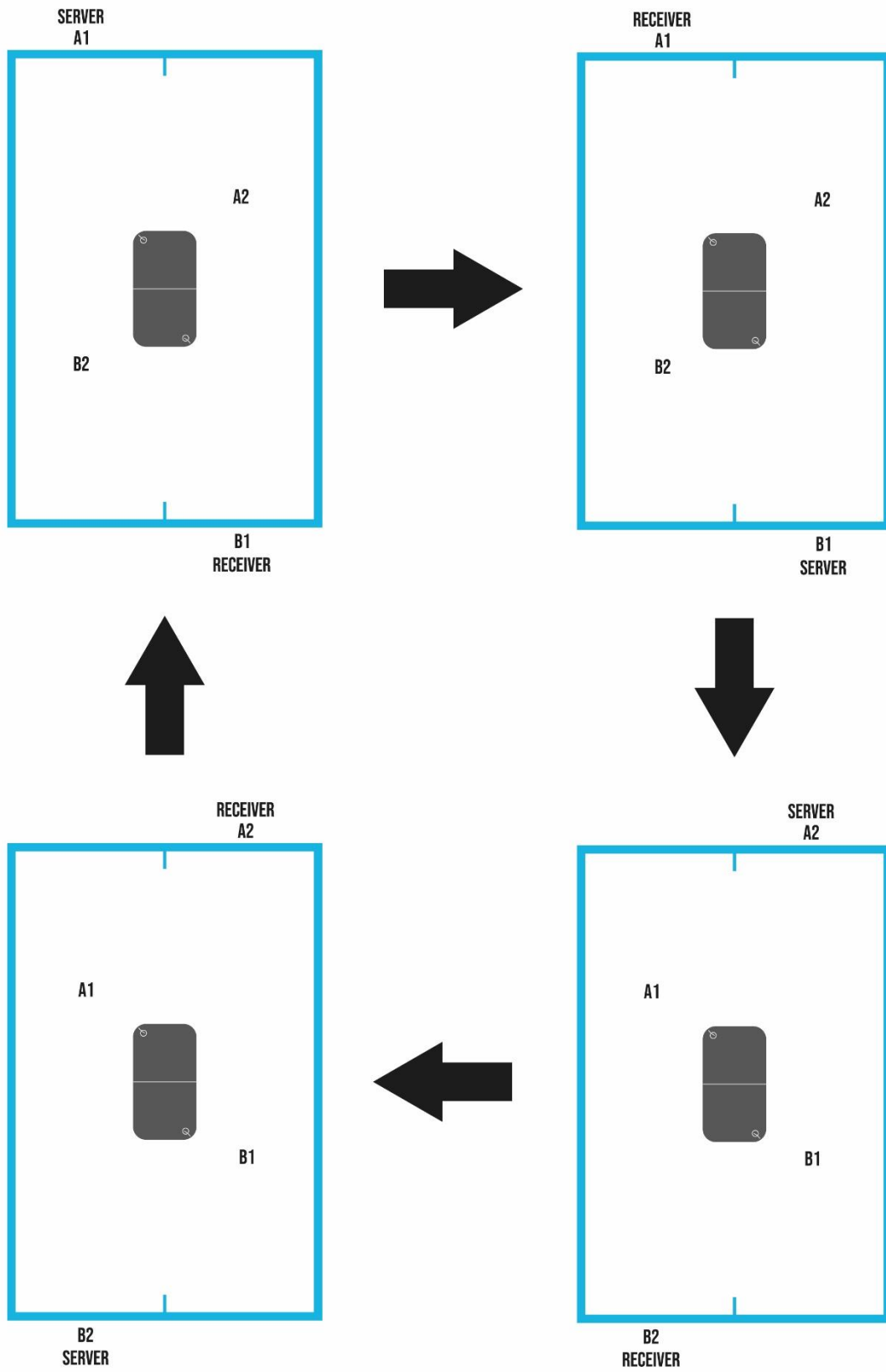
The minimum height measured at the net from the court surface to the ceiling should be 5 m.

Appendix D: Final game – alternation of the serve

Singles:



Inclusive doubles:



Appendix E: The specification of the wheelchair

Players must use wheelchairs at tournaments sanctioned by The Official Rules of Para Teqis and The Official Tournament Regulations of Para Teqis which fits in the specifications below:

1. The wheelchair shall be made of such materials which is non-reflective and not causing any hindrance to the opponent(s).
2. Wheels shall be manufactured in a way that none of the wheels leave any mark on the surface or damage it in any way.
3. Wheels or wheelchairs shall not have any additional levers, gears, or any other attachments (mechanical or electrical) which provide advantage (in steering, braking, gearing) to the player, except a single push rim on the wheels.
4. The seat (including the cushion) shall be fixed to the wheelchair, strapping may be used in order to secure players.
5. Any modification made because of medical reasons shall be approved by the Para Teqis Team.