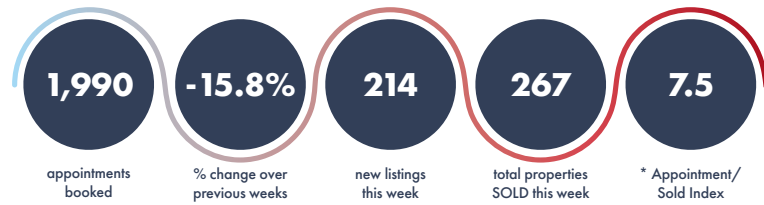


APPOINTMENT CENTRE

NOVEMBER 23-29, 2025



WEEKLY APPOINTMENT BREAKDOWN



MONTHLY COMPARISON 2024 VS 2025




WEEKLY | SALES TO NEW LISTINGS RATIO REGIONAL*

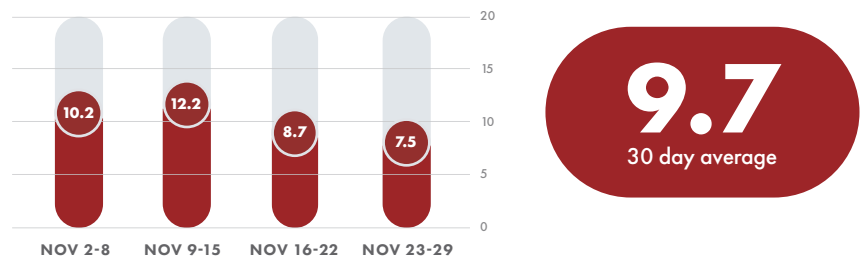


*(Hamilton, Niagara, Halton, Haldimand)

APPOINTMENTS — A WEEK AT A GLANCE



APPOINTMENT/SOLD INDEX PAST 4 WEEKS



TOP 5 PRICE RANGES

HAMILTON REGION

	Previous Week	Current Week
1	\$700K - 799K	\$700K - 799K
2	\$500K - 599K	\$600K - 699K
3	\$600K - 699K	\$400K - 499K
4	\$400K - 499K	\$500K - 599K
5	\$1M - 1.49M	\$800K - 899K

HALTON REGION

	Previous Week	Current Week
1	\$1M - 1.49M	\$1M - 1.49M
2	\$800K - 899K	\$1.5M - 1.99M
3	\$700K - 799K	\$800K - 899K
4	\$2M+	\$700K - 799K
5	\$1.5M - 1.99M	\$2M+

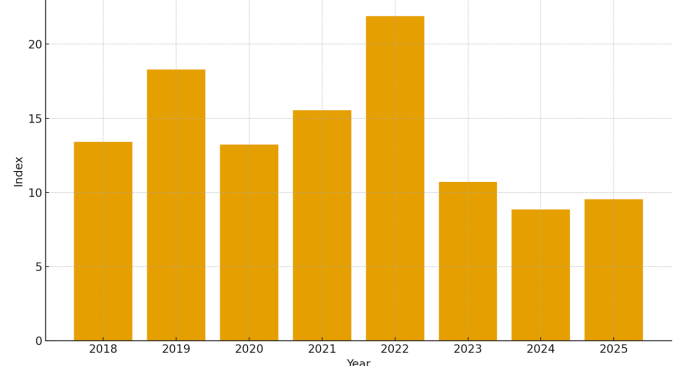
HALDIMAND REGION

	Previous Week	Current Week
1	\$300K - 399K	\$300K - 399K
2	\$500K - 599K	\$500K - 599K
3	\$1M - 1.49M	\$600K - 699K
4	\$600K - 699K & \$700K - 799K & \$900K - 999K	\$400K - 499K
5	\$400K - 499K	\$1.5M - 1.99M

NIAGARA REGION

	Previous Week	Current Week
1	\$500K - 599K	\$500K - 599K
2	\$400K - 499K	\$400K - 499K
3	\$600K - 699K	\$600K - 699K
4	\$700K - 799K	\$700K - 799K
5	\$300K - 399K	\$800K - 899K

Average November Appointments-to-Sold Index (2018-2025)



Eight years of November appointment/sales data show a full market cycle from the building up, to the market peak, to a more normalized environment. November 2025 shows mild reactivation but still well within an efficient demand environment. Furthermore, the past week had very high inventory absorption at 125% nearing this year's high set in July 13-19, 2025 at 127.8% absorption. Based on eight-year seasonality, December 2025 is projected to land between 8.1 and 9.0 appointments per sale.

APPOINTMENTS 4 YEARS AT A GLANCE

