


**RE/MAX****NIAGARA & ESCARPMENT**
Realty Ltd., Brokerage Realty Inc., Brokerage
Independently Owned & Operated

APPOINTMENT CENTRE

June 28 - July 4, 2020


WEEKLY APPOINTMENT BREAKDOWN	3473	-7.3%	165	274	12.7	This number assesses the relationship between properties that Sold this week and the number of appointments made during the same week, thereby measuring Buyer motivation.
	appointments booked	% change over previous week	new listings this week	total properties SOLD this week	Sold/Appointment Index	

APPOINTMENTS - A WEEK AT A GLANCE



SOLD/APPOINTMENT INDEX

Past 4 weeks



TOP 5 PRICE RANGES

Hamilton		Burlington		Niagara	
#1	\$500-550k	#1	\$500-550k	#1	\$400-450k
#2	\$550-600k	#2	\$700-750k	#2	\$350-400k
#3	\$450-500k	#3	\$1-2M	#3	\$300-350k
#4	\$350-400k	#4	\$900-1M	#4	\$500-550k
#5	\$650-700k	#5	\$650-700k	#5	\$450-500k

Appointments dipped slightly last week, likely due to the Canada Day holiday and the extreme heat. However, overall in June, the number of appointments were up an incredible 34.97% - the highest number of appointments EVER RECORDED in a single month in our appointment centre. July to date is continuing the upward trend, with 41.7% more appointments in the first 4 days of the month than in 2019.

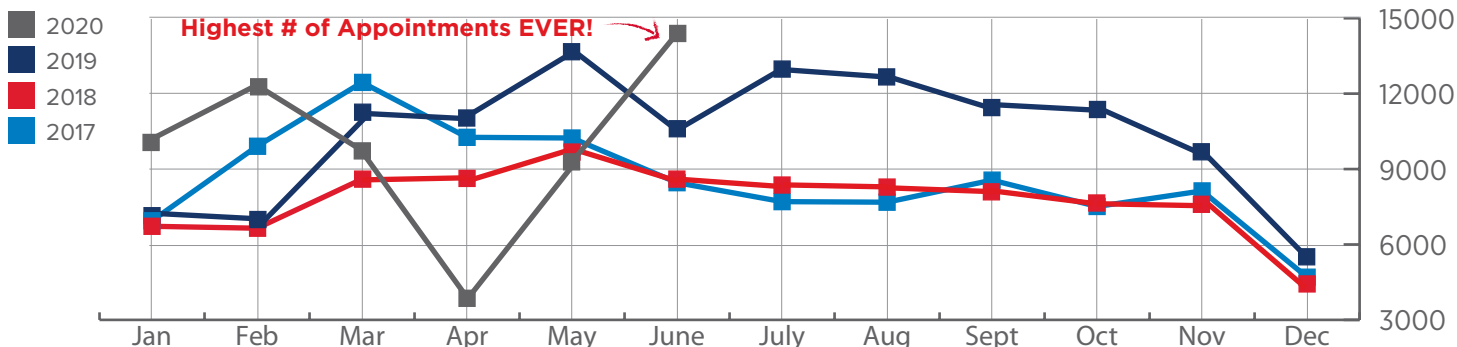
Our Sold/Appointment Index dropped slightly to 12.7 appointments on average per property sold during the week, but still in line with the trend we have seen over the past few weeks indicating that buyers are starting to have more choice, but with a Seller's Market still prevailing.

MONTHLY COMPARISON 2019 vs 2020

10,945	1539	2180	+41.7%
total appointments: July 2019	total appointments: July 1-4 2019	total appointments: July 1-4 2020	% change 2019 vs. 2020

Popular price ranges in Hamilton were predictably within the \$350-\$700 price range. Burlington showed the most changes, with \$500-550k being the most requested price range. The luxury price points were still in demand, however further down in our Top 5 Ranking. Niagara remained consistent with properties between \$350-\$550k the most popular.

APPOINTMENTS 4 YEARS AT A GLANCE



*source: RE/MAX Escarpment & Niagara internal data.