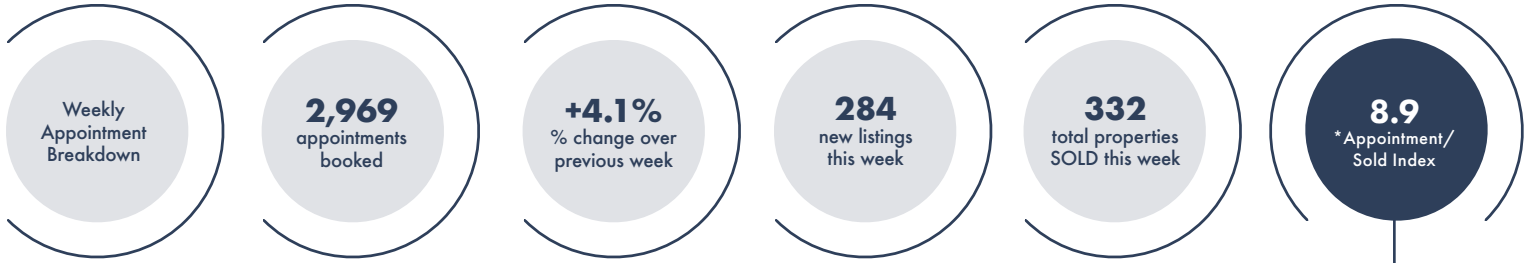
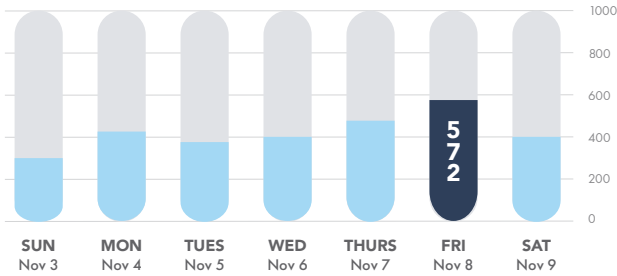


APPOINTMENT CENTRE

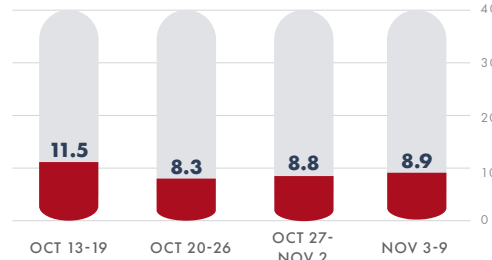
NOVEMBER 3-9 2024



APPOINTMENTS - A WEEK AT A GLANCE



APPOINTMENT/SOLD INDEX PAST 4 WEEKS



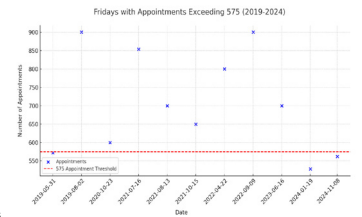
This number assesses the relationship between properties that sold this week and the number of appointments made during the same week, thereby measuring buyer motivation.

MONTHLY COMPARISON 2023 vs 2024



As the first full week of November kicks off, our appointment centre is already seeing an increase of 33.8% in monthly appointments when compared to November 1-9 2023. Our week over week numbers are also showing an increase of 4.1%, with nearly 3000 appointments booked this week alone.

Friday continues to be the breakout appointment day with nearly 575 appointments, there have only been 8 Friday's from 2019 to 2024 which have exceeded this threshold.



The appointment/sold index remained nearly identical to the previous two week, hovering at 8.9. In addition, sales have also overtaken new listings by 15.5%, which is significant considering the difference between Solds and new listings was just 3.1% last week.

TOP 5 PRICE RANGES

HAMILTON			HALTON			NIAGARA		
	Prev. Week	Current Week		Prev. Week	Current Week		Prev. Week	Current Week
#1	\$1-2M	\$1-2M	#1	\$1-2M	\$1-2M	#1	\$550-600k	\$550-600k
#2	\$450-500k	\$550-600k	#2	\$2M+	\$2M+	#2	\$550-600k	\$650-700k
#3	\$650-700k	\$750-800k	#3	\$550-600k	\$650-700k	#3	TIE \$650-700k and \$1-2M	\$500-550k
#4	\$550-600k	\$700-750k	#4	\$950k-1M	\$450-500k	#4	\$600-650k	\$600-650k
#5	\$750-800k	\$500-550k	#5	\$750-800k	\$550-600k	#5	\$450-500k	\$1-2M

Our top price ranges remained fairly consistent to previous weeks with some small changes of note. The \$1-2M range continues to top the charts in Hamilton and Halton, although this range has been steadily losing popularity in Niagara as the range is bumped to #5 in that region. Our highest two price ranges continue to occupy the first and second spots in Halton, but the \$950k-1M range has dropped from the chart altogether in favour of much lower ranges. Finally, Hamilton remained consistent as usual, besides the \$450-500k range that was at #2 last week has been replaced by slightly higher price ranges.

*source: RE/MAX Escarpment & Niagara internal data

APPOINTMENTS 5 YEARS AT A GLANCE

